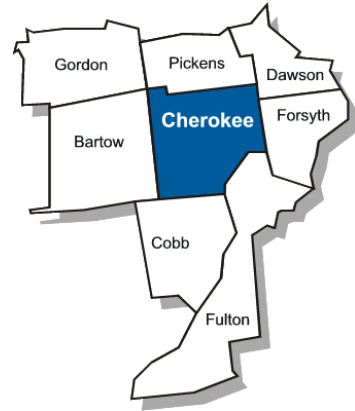




# Cherokee

## County

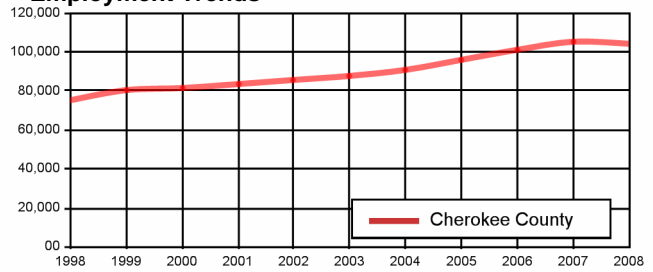


### Labor Force Activity - 2008

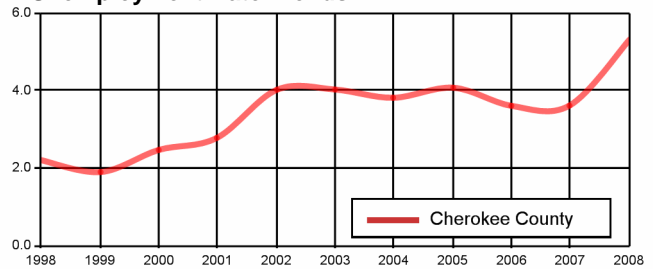
#### 2008 ANNUAL AVERAGES

	Labor Force	Employed	Unemployed	Rate
Cherokee	110,276	104,440	5,836	5.3%
Bartow	46,407	43,080	3,327	7.2%
Cobb	382,081	360,800	21,281	5.6%
Dawson	11,222	10,561	661	5.9%
Forsyth	84,607	80,512	4,095	4.8%
Fulton	491,279	459,651	31,628	6.4%
Gordon	26,775	24,796	1,979	7.4%
Pickens	15,315	14,402	913	6.0%
<b>Cherokee Area</b>	<b>1,167,962</b>	<b>1,098,242</b>	<b>69,720</b>	<b>6.0%</b>
Georgia	4,847,650	4,545,675	301,975	6.2%
United States	154,287,000	145,362,000	8,924,000	5.8%

#### Employment Trends



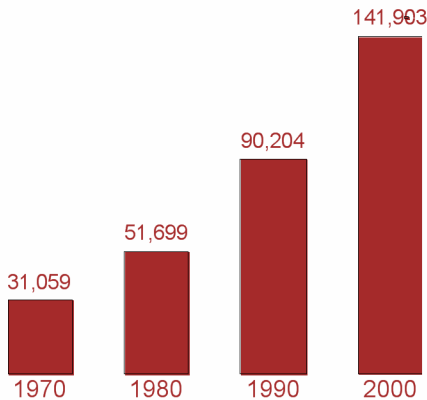
#### Unemployment Rate Trends



Note: This series reflects the latest information available. Labor Force includes residents of the county who are employed or actively seeking employment.

Source: Georgia Department of Labor; U.S. Bureau of Labor Statistics.

#### Population Estimates



#### Population

	2000 Census	2008 Rank	2008 Estimate	% Change 2000-2008	2015 Projected*	% Change 2000-2015
<b>Cherokee</b>	<b>141,903</b>	<b>7</b>	<b>210,529</b>	<b>48.4</b>	<b>271,515</b>	<b>91.3</b>
City of Canton	7,709					
<b>Cherokee Area</b>	<b>1,823,172</b>		<b>2,292,574</b>	<b>25.7</b>	<b>2,407,426</b>	<b>32.0</b>
Georgia	8,186,453		9,685,744	18.3	10,813,573	32.1
United States	281,421,906		304,059,724	8.0	322,365,787	14.5

Source: Population Division, U.S. Census Bureau, \*Governor's Office of Planning and Budget.

**MICHAEL L. THURMOND - COMMISSIONER, GEORGIA DEPARTMENT OF LABOR**  
**Equal Opportunity Employer/Program**  
**Auxiliary Aids and Services Available upon Request to Individuals with Disabilities**

Workforce Information and Analysis; E-mail: [Workforce\\_Info@dol.state.ga.us](mailto:Workforce_Info@dol.state.ga.us) Phone: (404) 232-3875

# Industry Mix - 2008

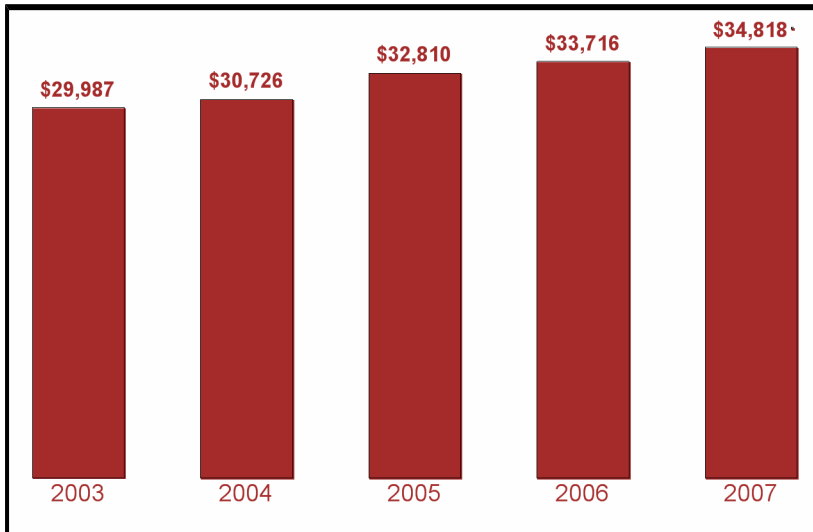
INDUSTRY	Cherokee				Cherokee Area			
	NUMBER OF FIRMS	EMPLOYMENT NUMBER	PERCENT	WEEKLY WAGE	NUMBER OF FIRMS	EMPLOYMENT NUMBER	PERCENT	WEEKLY WAGE
<b>Goods-Producing</b>	<b>1,061</b>	<b>8,222</b>	<b>17.5</b>	<b>762</b>	<b>8,479</b>	<b>144,549</b>	<b>11.7</b>	<b>1,088</b>
Agriculture, Forestry, Fishing and Hunting	23	116	0.2	285	124	976	0.1	635
Mining, Quarrying, and Oil and Gas Extraction	3	49	0.1	914	29	598	0.0	1,167
Construction	827	3,753	8.0	794	6,009	60,670	4.9	1,018
Manufacturing	208	4,303	9.2	746	2,317	82,306	6.7	1,144
Food	8	*	*	*	147	14,719	1.2	1,497
Beverage and Tobacco Product	2	*	*	*	22	1,402	0.1	1,231
Textile Mills	1	*	*	*	49	2,779	0.2	905
Textile Product Mills	10	31	0.1	532	127	8,020	0.7	752
Apparel	2	*	*	*	27	702	0.1	1,259
Leather and Allied Product	1	*	*	*	2	*	*	*
Wood Product	13	251	0.5	667	113	2,552	0.2	736
Paper	4	241	0.5	626	60	2,466	0.2	1,155
Printing and Related Support Activities	18	158	0.3	731	355	6,865	0.6	972
Petroleum and Coal Products	1	*	*	*	14	*	*	*
Chemical	9	108	0.2	905	156	5,266	0.4	1,381
Plastics and Rubber Products	12	463	1.0	691	96	5,252	0.4	830
Nonmetallic Mineral Product	17	204	0.4	906	166	3,975	0.3	987
Primary Metal	1	*	*	*	19	1,011	0.1	1,172
Fabricated Metal Product	26	512	1.1	957	267	4,769	0.4	854
Machinery	16	366	0.8	801	132	3,017	0.2	997
Computer and Electronic Product	1	*	*	*	85	2,928	0.2	1,349
Electrical Equipment, Appliance, and Component	5	155	0.3	806	33	1,308	0.1	1,917
Transportation Equipment	5	62	0.1	721	70	8,950	0.7	1,468
Furniture and Related Product	30	255	0.5	764	150	2,588	0.2	792
Miscellaneous	26	232	0.5	829	227	3,505	0.3	1,092
<b>Service-Providing</b>	<b>3,891</b>	<b>30,304</b>	<b>64.5</b>	<b>590</b>	<b>63,741</b>	<b>920,187</b>	<b>74.6</b>	<b>1,043</b>
Utilities	4	*	*	*	72	5,899	0.5	1,766
Wholesale Trade	395	2,036	4.3	1,002	6,017	74,656	6.1	1,455
Retail Trade	495	7,372	15.7	482	7,541	118,292	9.6	548
Transportation and Warehousing	103	716	1.5	708	1,468	46,507	3.8	1,001
Information	68	300	0.6	767	1,639	57,548	4.7	1,692
Finance and Insurance	320	1,522	3.2	1,007	5,112	67,650	5.5	1,759
Real Estate and Rental and Leasing	247	518	1.1	624	4,208	28,222	2.3	1,107
Professional, Scientific, and Technical Services	734	2,430	5.2	910	13,157	111,042	9.0	1,591
Management of Companies and Enterprises	14	*	*	*	486	26,309	2.1	1,695
Administrative and Support and Waste Management and Remediation Services	390	2,454	5.2	659	5,109	100,706	8.2	741
Educational Services	60	624	1.3	500	972	17,687	1.4	746
Health Care and Social Assistance	349	4,137	8.8	718	5,752	104,468	8.5	936
Arts, Entertainment, and Recreation	68	930	2.0	328	939	16,593	1.3	762
Accommodation and Food Services	294	5,478	11.7	252	5,137	111,861	9.1	384
Other Services (except Public Administration)	350	1,594	3.4	460	6,132	32,749	2.7	607
<b>Unclassified - industry not assigned</b>	<b>304</b>	<b>109</b>	<b>0.2</b>	<b>936</b>	<b>2,813</b>	<b>1,176</b>	<b>0.1</b>	<b>1,178</b>
<b>Total - Private Sector</b>	<b>5,256</b>	<b>38,635</b>	<b>82.3</b>	<b>677</b>	<b>75,033</b>	<b>1,065,912</b>	<b>86.5</b>	<b>1,049</b>
<b>Total - Government</b>	<b>98</b>	<b>8,331</b>	<b>17.7</b>	<b>776</b>	<b>1,276</b>	<b>167,017</b>	<b>13.5</b>	<b>903</b>
Federal Government	16	309	0.7	919	327	24,286	2.0	1,378
State Government	25	361	0.8	645	315	40,866	3.3	879
Local Government	57	7,661	16.3	764	634	101,865	8.3	799
<b>ALL INDUSTRIES</b>	<b>5,354</b>	<b>46,965</b>	<b>100.0</b>	<b>652</b>	<b>76,309</b>	<b>1,232,930</b>	<b>100.0</b>	<b>1,029</b>
<b>ALL INDUSTRIES - Georgia</b>					<b>276,063</b>	<b>4,029,673</b>		<b>819</b>

Note: \*Denotes confidential data relating to individual employers and cannot be released. These data use the North American Industrial Classification System (NAICS) categories. Average weekly wage is derived by dividing gross payroll dollars paid to all employees - both hourly and salaried - by the average number of employees who had earnings; average earnings are then divided by the number of weeks in a reporting period to obtain weekly figures. Figures in other columns may not sum accurately due to rounding since all figures represent the Annual 2008.

Source: Georgia Department of Labor. These data represent jobs that are covered by unemployment insurance laws.

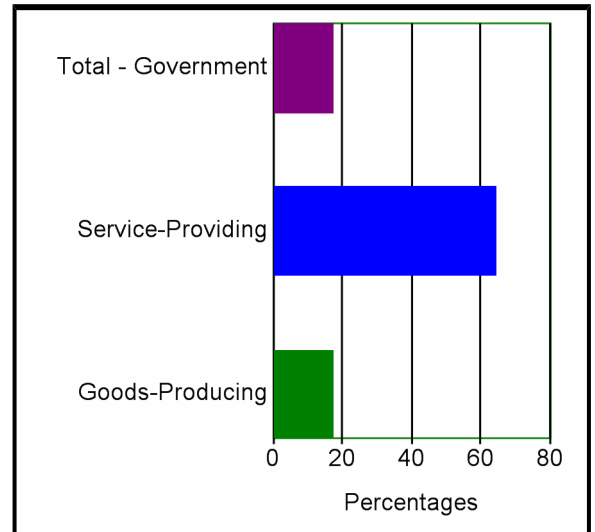
## Cherokee Per Capita Income

Source: U.S. Bureau of Economic Analysis



## Cherokee Industry Mix 2008

Source: See Industry Mix data on Page 2.



## Top Employers - 2008

### FIVE LARGEST EMPLOYERS

#### Cherokee

Kroger  
Northside Hospital-Cherokee  
Pilgrims Pride Corp  
Publix Super Market Inc  
Wal-Mart

Note: Represents employment covered by unemployment insurance excluding all government agencies except correctional institutions, state and local hospitals, state colleges and universities. Data shown for the Third Quarter of 2008. Employers are listed alphabetically by area, not by the number of employees.

Source: Georgia Department of Labor

### TEN LARGEST EMPLOYERS

#### Cherokee Area

Employer	COUNTY
Wellstar Health System Inc	Cobb
Lockheed Martin Corp	Cobb
The Home Depot	Cobb
Delta Air Lines Inc	Fulton
Turner Services Inc	Fulton
Georgia Institute of Technology	Fulton
Georgia State University	Fulton
IBM	Fulton
Cox Enterprises Inc	Fulton
Northside Hospital Inc	Fulton

## Commuting Patterns

### EMPLOYED RESIDENTS OF

#### Cherokee

COUNTY WHERE EMPLOYED	NUMBER	PERCENT OF TOTAL
Cherokee, GA	26,239	35.5
Cobb, GA	18,911	25.6
Fulton, GA	17,494	23.6
DeKalb, GA	2,898	3.9
Gwinnett, GA	2,037	2.8
Forsyth, GA	1,961	2.7
Bartow, GA	1,104	1.5
Pickens, GA	776	1.0
Other	2,572	3.5
<b>Total Residents:</b>	<b>73,992</b>	<b>100.0</b>

### PERSONS WORKING IN

#### Cherokee

COUNTY OF RESIDENCE	NUMBER	PERCENT OF TOTAL
Cherokee, GA	26,239	64.5
Cobb, GA	5,234	12.9
Pickens, GA	2,191	5.4
Bartow, GA	1,154	2.8
Fulton, GA	1,129	2.8
Gwinnett, GA	582	1.4
Gilmer, GA	527	1.3
Paulding, GA	459	1.1
Other	3,196	7.9
<b>Total Residents:</b>	<b>40,711</b>	<b>100.0</b>

Note: Other category represents employment from U.S. counties only.

Source: U.S. Census Bureau - 2000 County-To-County Worker Flow Files.

# Education of the Labor Force

## Cherokee Area

	PERCENT OF TOTAL	PERCENT DISTRIBUTION BY AGE				
		18-24	25-34	35-44	45-64	65+
Some High School	17.1%	28.7%	12.9%	11.0%	14.0%	35.0%
High School Grad/GED	22.4%	25.5%	19.1%	21.9%	22.8%	26.3%
Some College	26.8%	34.0%	25.9%	27.6%	26.3%	19.0%
College Grad 4 Yr	23.2%	11.0%	31.5%	27.6%	22.2%	12.0%
Post Grad Studies	10.5%	0.8%	10.6%	12.0%	14.6%	7.7%
Totals	100.0%	100.0%	100.0%	100.0%	100.0%	100.0%

Note: Totals are based on the portion of the labor force between ages 18 - 65+. Some College category represents the percentage total of workers with either Some College with no degree or an Associate degree.

Source: U.S. Census Bureau - 2000 Decennial Census.

## High School Graduates - 2008

	PUBLIC SCHOOLS	PRIVATE SCHOOLS	TOTAL
Bartow	965	0	965
Cherokee	1,889	27	1,916
Cobb	7,078	228	7,306
Dawson	183	0	183
Forsyth	1,504	42	1,546
Fulton	6,773	1,561	8,334
Gordon	521	0	521
Pickens	232	0	232
<b>Cherokee Area</b>	<b>19,145</b>	<b>1,858</b>	<b>21,003</b>



Note: Public schools include city as well as county schools systems. Some private schools data were not reported.

Source: Office of Student Achievement; Georgia Independent School Association.

## Colleges and Universities

### Cherokee Area

#### Fulton

Troy University	<a href="http://atlanta.troy.edu">atlanta.troy.edu</a>
Brown Mackie College-Atlanta	<a href="http://brownmackie.edu">brownmackie.edu</a>
Embry-Riddle - Atlanta Metro Campus	<a href="http://fusion.erau.edu/ec/www/centerinfo.cfm?code=b8">http://fusion.erau.edu/ec/www/centerinfo.cfm?code=b8</a>
Psychological Studies Institute-Atlanta	<a href="http://www.psy.edu/">http://www.psy.edu/</a>
Strayer University-Roswell	<a href="http://www.strayer.edu/">http://www.strayer.edu/</a>
Atlanta College of Art	<a href="http://www.aca.edu">www.aca.edu</a>
Atlanta Christian College	<a href="http://www.acc.edu">www.acc.edu</a>
American Intercontinental University-Dunwoody	<a href="http://www.aiudunwoody.com">www.aiudunwoody.com</a>
American InterContinental University	<a href="http://www.aiuniv.edu">www.aiuniv.edu</a>
Argosy University-Atlanta	<a href="http://www.argosy.edu/atlanta">www.argosy.edu/atlanta</a>
The Art Institute of Atlanta	<a href="http://www.artinstitutes.edu/atlanta">www.artinstitutes.edu/atlanta</a>
Devry University	<a href="http://www.atl.devry.edu/alpharetta">www.atl.devry.edu/alpharetta</a>
Atlanta Technical College	<a href="http://www.atlantatech.edu/">www.atlantatech.edu/</a>
Atlanta Metropolitan College	<a href="http://www.atlm.edu">www.atlm.edu</a>
Bauder College	<a href="http://www.bauder.edu">www.bauder.edu</a>
Beulah Heights University	<a href="http://www.beulah.org">www.beulah.org</a>
Brown College of Court Reporting and Medical	<a href="http://www.browncollege.com">www.browncollege.com</a>
Clark Atlanta University	<a href="http://www.cau.edu">www.cau.edu</a>
Central Michigan University	<a href="http://www.cel.cmich.edu/atlanta/default.html?site=atmtr">www.cel.cmich.edu/atlanta/default.html?site=atmtr</a>

# Colleges and Universities

## Cherokee Area

The Creative Circus	<a href="http://www.creativecircus.edu">www.creativecircus.edu</a>
Everest Institute-Dekalb	<a href="http://www.everest.edu/campus/atlanta_dekalb">www.everest.edu/campus/atlanta_dekalb</a>
Georgia Institute of Technology-Main Campus	<a href="http://www.gatech.edu">www.gatech.edu</a>
Georgia Military College-Atlanta Campus	<a href="http://www.gmc.cc.ga.us/milledgeville/">www.gmc.cc.ga.us/milledgeville/</a>
Grady Health System Professional Schools	<a href="http://www.gradyhealthsystem.org">www.gradyhealthsystem.org</a>
Georgia State University	<a href="http://www.gsu.edu">www.gsu.edu</a>
Herzing College	<a href="http://www.herzing.com">www.herzing.com</a>
Institute Of Paper Science And Technology	<a href="http://www.ipst.edu">www.ipst.edu</a>
Interdenominational Theological Center	<a href="http://www.itc.edu">www.itc.edu</a>
ITT Technical Institute-Atlanta	<a href="http://www.itt-tech.edu">www.itt-tech.edu</a>
John Marshall Law School-Atlanta	<a href="http://www.johnmarshall.edu">www.johnmarshall.edu</a>
Devry University Keller Graduate School	<a href="http://www.keller.edu">www.keller.edu</a>
Mercer University In Atlanta	<a href="http://www.mercer.edu">www.mercer.edu</a>
Morehouse College	<a href="http://www.morehouse.edu">www.morehouse.edu</a>
Morris Brown College	<a href="http://www.morrisbrown.edu">www.morrisbrown.edu</a>
Morehouse School of Medicine	<a href="http://www.msm.edu">www.msm.edu</a>
NCPT	<a href="http://www.ncpt.aii.edu">www.ncpt.aii.edu</a>
Oglethorpe University	<a href="http://www.oglethorpe.edu">www.oglethorpe.edu</a>
Portfolio Center	<a href="http://www.portfoliocenter.com">www.portfoliocenter.com</a>
Saint Leo University	<a href="http://www.saintleo.edu">www.saintleo.edu</a>
Sanford-Brown Institute	<a href="http://www.sb-atlanta.com">www.sb-atlanta.com</a>
Shorter College-Professional Studies	<a href="http://www.shorter.edu/pro_studies/professional_home.htm">www.shorter.edu/pro_studies/professional_home.htm</a>
Spelman College	<a href="http://www.spelman.edu">www.spelman.edu</a>
Westwood College-Atlanta Midtown	<a href="http://www.westwood.edu">www.westwood.edu</a>

## Cobb

Embry-Riddle - Atlanta Metro Campus	<a href="http://fusion.erau.edu/ec/www/centerinfo.cfm?code=b8">http://fusion.erau.edu/ec/www/centerinfo.cfm?code=b8</a>
ITT Technical Institute	<a href="http://itt-tech.edu/">http://itt-tech.edu/</a>
Wellstar Kennestone Radiography Program	<a href="http://wellstar.edu-info.com/&amp;kid=gog0033518621">http://wellstar.edu-info.com/&amp;kid=gog0033518621</a>
Strayer University-Cobb	<a href="http://www.strayer.edu/">http://www.strayer.edu/</a>
Chattahoochee Technical College	<a href="http://www.chattcollege.com">www.chattcollege.com</a>
Mountain View Campus (Satellite campus of Chattahoochee Technical College)	<a href="http://www.chattcollege.com">www.chattcollege.com</a>
South Cobb Campus (Satellite campus of Chattahoochee Technical College)	<a href="http://www.chattcollege.com">www.chattcollege.com</a>
Kennesaw State University	<a href="http://www.kennesaw.edu">www.kennesaw.edu</a>
Life University	<a href="http://www.life.edu">www.life.edu</a>
North Metro Technical College	<a href="http://www.northmetrotech.edu/">www.northmetrotech.edu/</a>
Saint Leo University	<a href="http://www.saintleo.edu">www.saintleo.edu</a>
Southern Polytechnic State University	<a href="http://www.spsu.edu">www.spsu.edu</a>

## Dawson

Southern Catholic College	<a href="http://www.southerncatholic.org/">http://www.southerncatholic.org/</a>
Dawson Campus (Satellite campus of Lanier Technical College)	<a href="http://www.laniertech.edu">www.laniertech.edu</a>
Southern Catholic College	<a href="http://www.southerncatholic.org">www.southerncatholic.org</a>

## Cherokee

Woodstock Campus (Satellite campus of Appalachian Technical College)	<a href="http://www.appalachiantech.edu">www.appalachiantech.edu</a>
Appalachian Technical College (Technical college servicing area)	<a href="http://www.appalachiantech.edu">www.appalachiantech.edu</a>
Reinhardt College	<a href="http://www.reinhardt.edu">www.reinhardt.edu</a>

## Pickens

Appalachian Technical College	<a href="http://www.appalachiantech.edu">www.appalachiantech.edu</a>
-------------------------------	--

## Gordon

Gordon County Campus (Satellite campus of Coosa Valley Technical College)	<a href="http://www.coosavalleytech.edu">www.coosavalleytech.edu</a>
---	--

## Forsyth

Forsyth Campus (Satellite campus of Lanier Technical College)	<a href="http://www.laniertech.edu">www.laniertech.edu</a>
---	--

Note: The colleges and universities listed include public and private institutions. This list is updated periodically as information becomes available.

## Technical College Graduates - 2008

PROGRAMS	TOTAL GRADUATES			PERCENT CHANGE	
	2006	2007	2008	2006-2007	2007-2008
Accounting Technology/Technician and Bookkeeping	47	33	95	-29.8	187.9
Administrative Assistant and Secretarial Science, General	24	24	23	0.0	-4.2
Autobody/Collision and Repair Technology/Technician	13	13	2	0.0	-84.6
Automobile/Automotive Mechanics Technology/Technician	24	23	14	-4.2	-39.1
CAD/CADD Drafting and/or Design Technology/Technician	1	1	5	0.0	400.0
Computer Installation and Repair Technology/Technician	4	5	4	25.0	-20.0
Cosmetology/Cosmetologist, General	32	28	13	-12.5	-53.6
Data Entry/Microcomputer Applications, General	23	27	13	17.4	-51.9
Data Processing and Data Processing Technology/Technician	5	4	3	-20.0	-25.0
Drafting and Design Technology/Technician, General	6	4	2	-33.3	-50.0
Early Childhood Education and Teaching	57	2	39	-96.5	1850.0
Electrical/Electronics Equipment Installation and Repair, General	6	1	2	-83.3	100.0
Emergency Medical Technology/Technician (EMT Paramedic)	22	26	14	18.2	-46.2
Licensed Practical/Vocational Nurse Training	23	41	12	78.3	-70.7
Machine Shop Technology/Assistant	7	39	2	457.1	-94.9
Medical Office Assistant/Specialist	20	11	2	-45.0	-81.8
Medical/Clinical Assistant	8	17	10	112.5	-41.2
Nurse/Nursing Assistant/Aide and Patient Care Assistant	1	1	2	0.0	100.0
Operations Management and Supervision	1	2	8	100.0	300.0
Phlebotomy/Phlebotomist	23	17	17	-26.1	0.0

Definition: All graduates except those listed as technical certificates are diploma and degree graduates. Diploma and degree programs are one to two years in length. Technical certificates are less than a year in length.

Source: Integrated Postsecondary Education Data System

Note - The data shown is from Appalachian Technical College

# Occupational Profile for Residents of Cherokee County

	Cherokee		Cherokee Area	
	NUMBER	PERCENT	NUMBER	PERCENT
Total Civilian Labor Force	77,416	100.0	984,805	100.0
Management, Business and Financial Workers	11,900	15.4	158,114	16.1
Science, Engineering and Computer Professionals	4,888	6.3	66,499	6.8
Healthcare Practitioner Professionals	1,740	2.3	24,568	2.5
Other Professional Workers	7,850	10.1	117,449	11.9
Technicians	1,244	1.6	16,893	1.7
Sales Workers	10,956	14.2	134,517	13.7
Administrative Support Workers	12,399	16.0	155,538	15.8
Construction and Extractive Craft Workers	5,119	6.6	41,485	4.2
Installation, Maintenance and Repair Craft Workers	4,373	5.7	36,555	3.7
Production Operative Workers	3,489	4.5	44,254	4.5
Transportation and Material Moving Operative Workers	2,334	3.0	32,185	3.3
Laborers and Helpers	3,059	4.0	38,440	3.9
Protective Service Workers	1,208	1.6	13,894	1.4
Service Workers, except Protective	6,632	8.6	97,310	9.9
Unemployed, No Civilian Work Experience Since 1995	225	0.3	7,104	0.7

Source: U.S. Census Bureau - 2000 Decennial Census.(EEO Data Tools)

## Active Applicants - Georgia Department of Labor

	TOTAL	Prof., Tech. and Mangerial	Clerical and Sales	Service	Agr., Forestry and Fishing	Processing	Machine Trades	Bench- Work	Structural Work	Misc.
Cherokee	7,322	980	590	118	15	53	108	49	243	5,166
Bartow	6,685	418	809	327	51	27	284	369	554	3,846
Cobb	29,431	4,300	3,240	889	57	70	385	189	817	19,484
Dawson	985	87	53	24	01	8	22	6	46	738
Forsyth	5,031	663	330	58	07	16	59	23	113	3,762
Fulton	45,684	6,239	5,995	3,342	104	146	448	250	1,242	27,918
Gordon	2,876	114	260	96	11	40	169	81	133	1,972
Pickens	1,188	83	84	27	03	7	27	21	62	874
<b>Total Area</b>	<b>99,202</b>	<b>12,884</b>	<b>11,361</b>	<b>4,881</b>	<b>249</b>	<b>367</b>	<b>1,502</b>	<b>988</b>	<b>3,210</b>	<b>63,760</b>

Note: For current applicant data available for a specific occupation, contact the nearest Georgia Department of Labor Career Center.

Source: Georgia Department of Labor (active applicants as of May 2009).

## Georgia Department of Labor Location(s)

### Career Center(s)

465 Big Shanty Road  
Marietta GA 30066-3303  
**Phone:** (770) 528 - 6100

**Fax:** (770) 528 - 6139

### Rehabilitation Center(s)

3049 Marietta Highway  
P. O. Box 4188  
Canton, GA 30114-0206  
**Phone:** (770) 720 - 3570

For copies of Area Labor Profiles, please visit our website at: [www.dol.state.ga.us](http://www.dol.state.ga.us) or contact Workforce Information and Analysis, Georgia Department of Labor, 148 Andrew Young International Blvd N.E. Atlanta, GA. 30303-1751. Phone: 404-232-3875; Fax:404-232-3888 or Email us at [workforce\\_info@dol.state.ga.us](mailto:workforce_info@dol.state.ga.us)