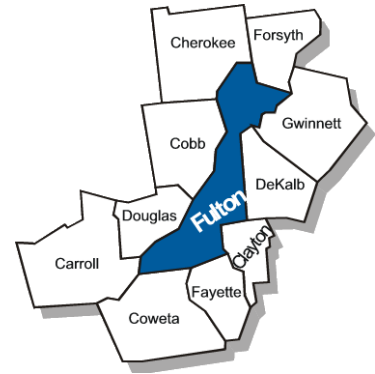




## AREA LABOR PROFILE

# Fulton

# County

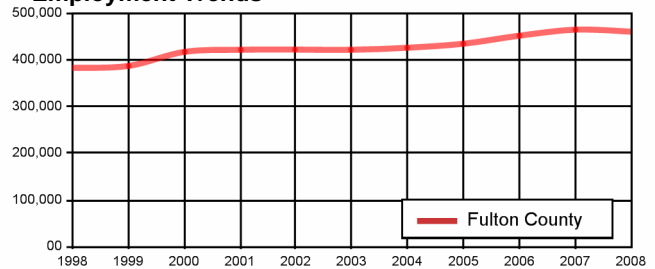


## Labor Force Activity - 2008

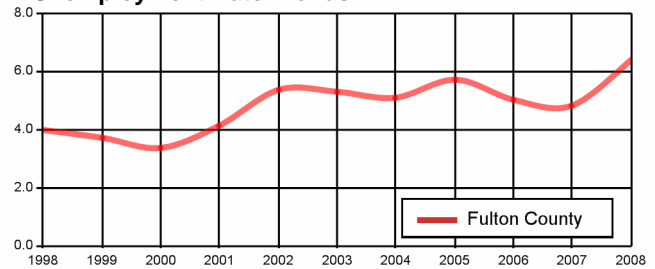
### 2008 ANNUAL AVERAGES

	Labor Force	Employed	Unemployed	Rate
Fulton	491,279	459,651	31,628	6.4%
Carroll	53,649	50,061	3,588	6.7%
Cherokee	110,276	104,440	5,836	5.3%
Clayton	137,223	126,855	10,368	7.6%
Cobb	382,081	360,800	21,281	5.6%
Coweta	60,045	56,606	3,439	5.7%
DeKalb	395,398	370,295	25,103	6.3%
Douglas	65,280	61,051	4,229	6.5%
Fayette	53,624	50,869	2,755	5.1%
Forsyth	84,607	80,512	4,095	4.8%
Gwinnett	423,111	399,499	23,612	5.6%
<b>Fulton Area</b>	<b>2,256,573</b>	<b>2,120,639</b>	<b>135,934</b>	<b>6.0%</b>
Georgia	4,847,650	4,545,675	301,975	6.2%
United States	154,287,000	145,362,000	8,924,000	5.8%

### Employment Trends



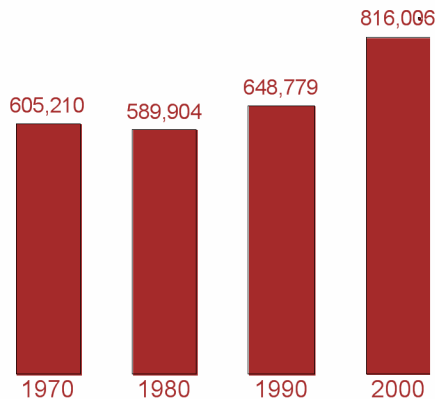
### Unemployment Rate Trends



Note: This series reflects the latest information available. Labor Force includes residents of the county who are employed or actively seeking employment.

Source: Georgia Department of Labor; U.S. Bureau of Labor Statistics.

### Population Estimates



### Population

	2000 Census	2008 Rank	2008 Estimate	% Change 2000-2008	2015 Projected*	% Change 2000-2015
<b>Fulton</b>	<b>816,006</b>	<b>1</b>	<b>1,014,932</b>	<b>24.4</b>	<b>832,751</b>	<b>2.1</b>
City of Atlanta	416,474					
<b>Fulton Area</b>	<b>3,514,817</b>		<b>4,365,861</b>	<b>24.2</b>	<b>4,835,615</b>	<b>37.6</b>
Georgia	8,186,453		9,685,744	18.3	10,813,573	32.1
United States	281,421,906		304,059,724	8.0	322,365,787	14.5

Source: Population Division, U.S. Census Bureau, \*Governor's Office of Planning and Budget.

**MICHAEL L. THURMOND - COMMISSIONER, GEORGIA DEPARTMENT OF LABOR**  
**Equal Opportunity Employer/Program**  
**Auxillary Aids and Services Available upon Request to Individuals with Disabilities**

**Workforce Information and Analysis; E-mail: [Workforce\\_Info@dol.state.ga.us](mailto:Workforce_Info@dol.state.ga.us) Phone: (404) 232-3875**

# Industry Mix - 2008

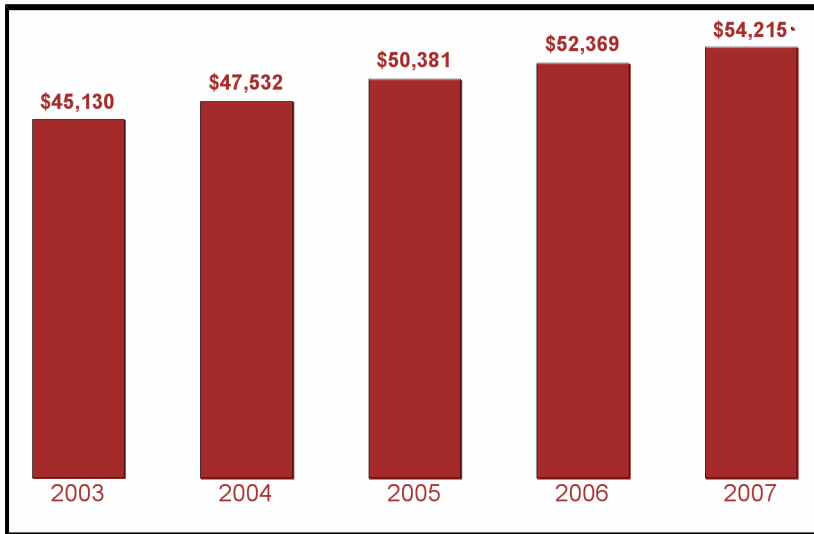
INDUSTRY	Fulton				Fulton Area			
	NUMBER OF FIRMS	EMPLOYMENT NUMBER	PERCENT	WEEKLY WAGE	NUMBER OF FIRMS	EMPLOYMENT NUMBER	PERCENT	WEEKLY WAGE
<b>Goods-Producing</b>	<b>2,695</b>	<b>52,100</b>	<b>7.0</b>	<b>1,287</b>	<b>15,096</b>	<b>237,345</b>	<b>11.6</b>	<b>1,058</b>
Agriculture, Forestry, Fishing and Hunting	34	169	0.0	1,099	153	1,215	0.1	746
Mining, Quarrying, and Oil and Gas Extraction	7	*	*	*	46	769	0.0	1,398
Construction	1,763	20,692	2.8	1,119	10,888	104,901	5.1	992
Manufacturing	891	31,129	4.2	1,397	4,009	130,459	6.4	1,112
Food	78	9,475	1.3	2,012	241	22,129	1.1	1,239
Beverage and Tobacco Product	9	653	0.1	928	32	1,254	0.1	942
Textile Mills	11	685	0.1	1,595	38	1,328	0.1	1,150
Textile Product Mills	28	358	0.0	623	153	1,571	0.1	743
Apparel	14	376	0.1	1,329	48	1,415	0.1	821
Leather and Allied Product	1	*	*	*	3	73	0.0	913
Wood Product	38	886	0.1	835	144	3,555	0.2	718
Paper	28	814	0.1	1,395	109	5,694	0.3	1,067
Printing and Related Support Activities	171	3,202	0.4	952	670	11,840	0.6	977
Petroleum and Coal Products	8	189	0.0	1,303	21	450	0.0	1,160
Chemical	66	2,025	0.3	1,242	250	7,804	0.4	1,332
Plastics and Rubber Products	31	1,790	0.2	812	163	9,330	0.5	789
Nonmetallic Mineral Product	60	2,203	0.3	1,096	269	7,075	0.3	929
Primary Metal	4	60	0.0	662	39	2,677	0.1	904
Fabricated Metal Product	88	1,775	0.2	909	471	9,719	0.5	856
Machinery	27	380	0.1	1,026	243	6,397	0.3	1,110
Computer and Electronic Product	47	1,454	0.2	1,491	194	10,613	0.5	1,443
Electrical Equipment, Appliance, and Component	14	681	0.1	2,555	71	4,906	0.2	1,663
Transportation Equipment	27	511	0.1	1,110	130	12,058	0.6	1,373
Furniture and Related Product	46	1,182	0.2	819	293	4,350	0.2	760
Miscellaneous	95	2,418	0.3	1,222	427	6,230	0.3	1,021
<b>Service-Providing</b>	<b>35,231</b>	<b>581,989</b>	<b>78.6</b>	<b>1,168</b>	<b>106,349</b>	<b>1,519,044</b>	<b>74.5</b>	<b>958</b>
Utilities	43	3,794	0.5	1,961	124	8,907	0.4	1,647
Wholesale Trade	2,960	41,845	5.6	1,575	10,469	131,064	6.4	1,332
Retail Trade	3,636	57,210	7.7	570	13,941	225,264	11.0	534
Transportation and Warehousing	718	33,154	4.5	1,079	2,905	104,829	5.1	994
Information	1,104	47,578	6.4	1,773	2,573	79,580	3.9	1,581
Finance and Insurance	2,968	49,511	6.7	1,941	8,143	97,681	4.8	1,577
Real Estate and Rental and Leasing	2,335	20,792	2.8	1,157	6,741	40,364	2.0	1,033
Professional, Scientific, and Technical Services	7,678	77,640	10.5	1,715	20,448	159,381	7.8	1,483
Management of Companies and Enterprises	318	16,365	2.2	1,719	743	40,771	2.0	1,676
Administrative and Support and Waste Management and Remediation Services	2,605	58,854	7.9	798	8,398	159,418	7.8	702
Educational Services	543	13,052	1.8	807	1,624	38,401	1.9	950
Health Care and Social Assistance	3,268	61,734	8.3	990	9,915	177,546	8.7	888
Arts, Entertainment, and Recreation	506	11,610	1.6	917	1,489	24,646	1.2	631
Accommodation and Food Services	2,849	68,918	9.3	444	8,801	178,520	8.8	349
Other Services (except Public Administration)	3,700	19,932	2.7	628	10,035	52,673	2.6	610
<b>Unclassified - industry not assigned</b>	<b>1,298</b>	<b>590</b>	<b>0.1</b>	<b>1,324</b>	<b>5,704</b>	<b>2,092</b>	<b>0.1</b>	<b>1,161</b>
<b>Total - Private Sector</b>	<b>39,224</b>	<b>634,679</b>	<b>85.7</b>	<b>1,228</b>	<b>127,149</b>	<b>1,758,481</b>	<b>86.2</b>	<b>972</b>
<b>Total - Government</b>	<b>647</b>	<b>106,094</b>	<b>14.3</b>	<b>1,061</b>	<b>2,179</b>	<b>281,295</b>	<b>13.8</b>	<b>887</b>
Federal Government	215	20,936	2.8	1,419	496	44,232	2.2	1,381
State Government	174	33,923	4.6	908	495	57,194	2.8	819
Local Government	258	51,235	6.9	857	1,188	179,869	8.8	787
<b>ALL INDUSTRIES</b>	<b>39,871</b>	<b>740,774</b>	<b>100.0</b>	<b>1,150</b>	<b>129,328</b>	<b>2,039,776</b>	<b>100.0</b>	<b>960</b>
<b>ALL INDUSTRIES - Georgia</b>					<b>276,063</b>	<b>4,029,673</b>		<b>819</b>

Note: \*Denotes confidential data relating to individual employers and cannot be released. These data use the North American Industrial Classification System (NAICS) categories. Average weekly wage is derived by dividing gross payroll dollars paid to all employees - both hourly and salaried - by the average number of employees who had earnings; average earnings are then divided by the number of weeks in a reporting period to obtain weekly figures. Figures in other columns may not sum accurately due to rounding since all figures represent the Annual 2008.

Source: Georgia Department of Labor. These data represent jobs that are covered by unemployment insurance laws.

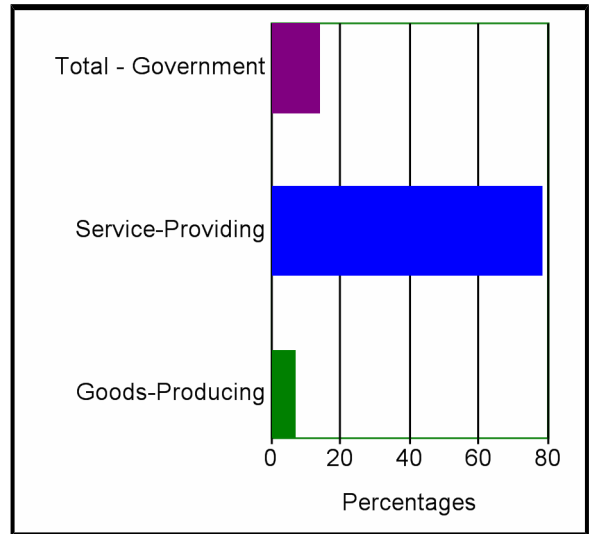
## Fulton Per Capita Income

Source: U.S. Bureau of Economic Analysis



## Fulton Industry Mix 2008

Source: See Industry Mix data on Page 2.



## Top Employers - 2008

### FIVE LARGEST EMPLOYERS

#### Fulton

Delta Air Lines Inc  
 Georgia Institute of Technology  
 Georgia State University  
 IBM  
 Turner Services Inc

Note: Represents employment covered by unemployment insurance excluding all government agencies except correctional institutions, state and local hospitals, state colleges and universities. Data shown for the Third Quarter of 2008. Employers are listed alphabetically by area, not by the number of employees.

Source: Georgia Department of Labor

### TEN LARGEST EMPLOYERS

#### Fulton Area

Employer	COUNTY
Delta Air Lines Inc	Clayton
Delta Air Lines Inc	Fulton
Wellstar Health System Inc	Cobb
Lockheed Martin Corp	Cobb
Emory University	DeKalb
Emory Healthcare	DeKalb
Turner Services Inc	Fulton
Georgia Institute of Technology	Fulton
Georgia State University	Fulton
IBM	Fulton

## Commuting Patterns

### EMPLOYED RESIDENTS OF

#### Fulton

COUNTY WHERE EMPLOYED	NUMBER	PERCENT OF TOTAL
Fulton, GA	265,870	69.1
DeKalb, GA	41,232	10.7
Cobb, GA	24,991	6.5
Gwinnett, GA	21,211	5.5
Clayton, GA	9,722	2.5
Forsyth, GA	5,626	1.5
Fayette, GA	1,633	0.4
Douglas, GA	1,192	0.3
Other	13,335	3.5
<b>Total Residents:</b>	<b>384,812</b>	<b>100.0</b>

### PERSONS WORKING IN

#### Fulton

COUNTY OF RESIDENCE	NUMBER	PERCENT OF TOTAL
Fulton, GA	265,870	37.1
DeKalb, GA	121,921	17.0
Cobb, GA	92,014	12.8
Gwinnett, GA	57,737	8.0
Clayton, GA	40,271	5.6
Cherokee, GA	17,494	2.4
Forsyth, GA	15,251	2.1
Fayette, GA	14,745	2.1
Other	92,274	12.9
<b>Total Residents:</b>	<b>717,577</b>	<b>100.0</b>

Note: Other category represents employment from U.S. counties only.

Source: U.S. Census Bureau - 2000 County-To-County Worker Flow Files.

# Education of the Labor Force

## Fulton Area

	PERCENT OF TOTAL	PERCENT DISTRIBUTION BY AGE				
		18-24	25-34	35-44	45-64	65+
Some High School	16.8%	29.7%	13.5%	10.6%	13.2%	32.9%
High School Grad/GED	23.1%	25.7%	20.0%	22.1%	23.7%	27.8%
Some College	28.5%	33.7%	28.1%	30.2%	28.1%	20.1%
College Grad 4 Yr	21.7%	10.3%	28.7%	25.8%	20.9%	11.7%
Post Grad Studies	10.0%	0.7%	9.8%	11.3%	14.1%	7.6%
Totals	100.0%	100.0%	100.0%	100.0%	100.0%	100.0%

Note: Totals are based on the portion of the labor force between ages 18 - 65+. Some College category represents the percentage total of workers with either Some College with no degree or an Associate degree.

Source: U.S. Census Bureau - 2000 Decennial Census.

## High School Graduates - 2008

	PUBLIC SCHOOLS	PRIVATE SCHOOLS	TOTAL
Carroll	943	13	956
Cherokee	1,889	27	1,916
Clayton	2,161	0	2,161
Cobb	7,078	228	7,306
Coweta	1,214	33	1,247
DeKalb	4,929	602	5,531
Douglas	1,390	60	1,450
Fayette	1,704	0	1,704
Forsyth	1,504	42	1,546
Fulton	6,773	1,561	8,334
Gwinnett	8,109	340	8,449
<b>Fulton Area</b>	<b>37,694</b>	<b>2,906</b>	<b>40,600</b>



Note: Public schools include city as well as county schools systems. Some private schools data were not reported.

Source: Office of Student Achievement; Georgia Independent School Association.

## Colleges and Universities

### Fulton Area

#### Gwinnett

Asher School of Business	asbaec.com
Aviation Institute of Maintenance-Atlanta	www.aviationmaintenance.edu
Georgia Gwinnett College	www.ggc.usg.edu
Georgia Gwinnett College	www.ggc.usg.edu/
Gwinnett Technical College	www.gwinnettech.edu
ITT Technical Institute-Duluth	www.itt-tech.edu
Devry University Keller Graduate School	www.keller.edu
Lincoln College of Technology	www.lincolncollegeoftechnology.com
Saint Leo University	www.saintleo.edu

#### Fulton

Troy University	atlanta.troy.edu
Brown Mackie College-Atlanta	brownmackie.edu
Embry-Riddle - Atlanta Metro Campus	http://fusion.erau.edu/ec/www/centerinfo.cfm?code=b8
Psychological Studies Institute-Atlanta	http://www.psy.edu/
Strayer University-Roswell	http://www.strayer.edu/
Atlanta College of Art	www.aca.edu

# Colleges and Universities

## Fulton Area

Atlanta Christian College	<a href="http://www.acc.edu">www.acc.edu</a>
American Intercontinental University-Dunwoody	<a href="http://www.aiudunwoody.com">www.aiudunwoody.com</a>
American InterContinental University	<a href="http://www.aiuniv.edu">www.aiuniv.edu</a>
Argosy University-Atlanta	<a href="http://www.argosy.edu/atlanta">www.argosy.edu/atlanta</a>
The Art Institute of Atlanta	<a href="http://www.artinstitutes.edu/atlanta">www.artinstitutes.edu/atlanta</a>
Devry University	<a href="http://www.atl.devry.edu/alpharetta">www.atl.devry.edu/alpharetta</a>
Atlanta Technical College	<a href="http://www.atlantatech.edu/">www.atlantatech.edu/</a>
Atlanta Technical College (Technical college servicing area)	<a href="http://www.atlantatech.edu/">www.atlantatech.edu/</a>
Atlanta Metropolitan College	<a href="http://www.atlm.edu">www.atlm.edu</a>
Bauder College	<a href="http://www.bauder.edu">www.bauder.edu</a>
Beulah Heights University	<a href="http://www.beulah.org">www.beulah.org</a>
Brown College of Court Reporting and Medical	<a href="http://www.browncollege.com">www.browncollege.com</a>
Clark Atlanta University	<a href="http://www.cau.edu">www.cau.edu</a>
Central Michigan University	<a href="http://www.cel.cmich.edu/atlanta/default.html?site=atmtr">www.cel.cmich.edu/atlanta/default.html?site=atmtr</a>
The Creative Circus	<a href="http://www.creativecircus.edu">www.creativecircus.edu</a>
Everest Institute-DeKalb	<a href="http://www.everest.edu/campus/atlanta_dekalb">www.everest.edu/campus/atlanta_dekalb</a>
Georgia Institute of Technology-Main Campus	<a href="http://www.gatech.edu">www.gatech.edu</a>
Georgia Military College-Atlanta Campus	<a href="http://www.gmc.cc.ga.us/milledgeville/">www.gmc.cc.ga.us/milledgeville/</a>
Grady Health System Professional Schools	<a href="http://www.gradyhealthsystem.org">www.gradyhealthsystem.org</a>
Georgia State University	<a href="http://www.gsu.edu">www.gsu.edu</a>
Herzing College	<a href="http://www.herzing.com">www.herzing.com</a>
Institute Of Paper Science And Technology	<a href="http://www.ipst.edu">www.ipst.edu</a>
Interdenominational Theological Center	<a href="http://www.itc.edu">www.itc.edu</a>
ITT Technical Institute-Atlanta	<a href="http://www.itt-tech.edu">www.itt-tech.edu</a>
John Marshall Law School-Atlanta	<a href="http://www.johnmarshall.edu">www.johnmarshall.edu</a>
Devry University Keller Graduate School	<a href="http://www.keller.edu">www.keller.edu</a>
Mercer University In Atlanta	<a href="http://www.mercer.edu">www.mercer.edu</a>
Morehouse College	<a href="http://www.morehouse.edu">www.morehouse.edu</a>
Morris Brown College	<a href="http://www.morrisbrown.edu">www.morrisbrown.edu</a>
Morehouse School of Medicine	<a href="http://www.msm.edu">www.msm.edu</a>
NCPT	<a href="http://www.ncpt.ait.edu">www.ncpt.ait.edu</a>
Oglethorpe University	<a href="http://www.oglethorpe.edu">www.oglethorpe.edu</a>
Portfolio Center	<a href="http://www.portfoliocenter.com">www.portfoliocenter.com</a>
Saint Leo University	<a href="http://www.saintleo.edu">www.saintleo.edu</a>
Sanford-Brown Institute	<a href="http://www.sb-atlanta.com">www.sb-atlanta.com</a>
Shorter College-Professional Studies	<a href="http://www.shorter.edu/pro_studies/professional_home.htm">www.shorter.edu/pro_studies/professional_home.htm</a>
Spelman College	<a href="http://www.spelman.edu">www.spelman.edu</a>
Westwood College-Atlanta Midtown	<a href="http://www.westwood.edu">www.westwood.edu</a>

## Cobb

Embry-Riddle - Atlanta Metro Campus	<a href="http://fusion.erau.edu/ec/www/centerinfo.cfm?code=b8">http://fusion.erau.edu/ec/www/centerinfo.cfm?code=b8</a>
ITT Technical Institute	<a href="http://itt-tech.edu/">http://itt-tech.edu/</a>
Wellstar Kennestone Radiography Program	<a href="http://wellstar.edu-info.com/&amp;kid=gog0033518621">http://wellstar.edu-info.com/&amp;kid=gog0033518621</a>
Strayer University-Cobb	<a href="http://www.strayer.edu/">http://www.strayer.edu/</a>
Chattahoochee Technical College	<a href="http://www.chattcollege.com">www.chattcollege.com</a>
Mountain View Campus (Satellite campus of Chattahoochee Technical College)	<a href="http://www.chattcollege.com">www.chattcollege.com</a>
South Cobb Campus (Satellite campus of Chattahoochee Technical College)	<a href="http://www.chattcollege.com">www.chattcollege.com</a>
Kennesaw State University	<a href="http://www.kennesaw.edu">www.kennesaw.edu</a>
Life University	<a href="http://www.life.edu">www.life.edu</a>
North Metro Technical College	<a href="http://www.northmetrotech.edu/">www.northmetrotech.edu/</a>
Saint Leo University	<a href="http://www.saintleo.edu">www.saintleo.edu</a>
Southern Polytechnic State University	<a href="http://www.spsu.edu">www.spsu.edu</a>

## DeKalb

Dekalb Medical Center School of Radiology	<a href="http://www.dekalbmedicalcenter.org/careers/radiologyschool/tabid/180/default.aspx">http://www.dekalbmedicalcenter.org/careers/radiologyschool/tabid/180/default.aspx</a>
Strayer University-Chamblee	<a href="http://www.strayer.edu/">http://www.strayer.edu/</a>
Agnes Scott College	<a href="http://www.agnesscott.edu">www.agnesscott.edu</a>

# Colleges and Universities

## Fulton Area

Le Cordon Bleu College of Culinary Arts	<a href="http://www.atlantaculinary.com">www.atlantaculinary.com</a>
Columbia Theological Seminary	<a href="http://www.ctsnet.edu">www.ctsnet.edu</a>
Dekalb Technical College	<a href="http://www.dekalbtech.edu">www.dekalbtech.edu</a>
Devry Institute of Technology	<a href="http://www.devry.edu">www.devry.edu</a>
DeVry University-Georgia	<a href="http://www.devry.edu">www.devry.edu</a>
Emory University	<a href="http://www.emory.edu">www.emory.edu</a>
Georgia Perimeter College	<a href="http://www.gpc.edu">www.gpc.edu</a>
Gupton Jones College of Funeral Service	<a href="http://www.gupton-jones.edu">www.gupton-jones.edu</a>
Interactive College of Technology	<a href="http://www.ict-ils.edu">www.ict-ils.edu</a>
Devry University Keller Graduate School	<a href="http://www.keller.edu">www.keller.edu</a>
Luther Rice University	<a href="http://www.lru.edu">www.lru.edu</a>
National-Louis University (Atlanta)	<a href="http://www.nl.edu">www.nl.edu</a>
University of Phoenix-Atlanta Campus	<a href="http://www.phoenix.edu">www.phoenix.edu</a>
Westwood College-Northlake	<a href="http://www.westwood.edu">www.westwood.edu</a>

## Clayton

Strayer University-Morrow	<a href="http://www.strayer.edu/">http://www.strayer.edu/</a>
Clayton State University	<a href="http://www.clayton.edu">www.clayton.edu</a>
ITT Technical Institute-Kennesaw	<a href="http://www.itt-tech.edu">www.itt-tech.edu</a>

## Cherokee

Woodstock Campus (Satellite campus of Appalachian Technical College)	<a href="http://www.appalachiantech.edu">www.appalachiantech.edu</a>
Reinhardt College	<a href="http://www.reinhardt.edu">www.reinhardt.edu</a>

## Forsyth

Forsyth Campus (Satellite campus of Lanier Technical College)	<a href="http://www.laniertech.edu">www.laniertech.edu</a>
---	--

## Carroll

Carrollton Campus (Satellite campus of West Central Technical College)	<a href="http://www.westcentraltech.edu">www.westcentraltech.edu</a>
University of West Georgia	<a href="http://www.westga.edu">www.westga.edu</a>

## Douglas

Douglasville Campus (Satellite campus of West Central Technical College)	<a href="http://www.westcentraltech.edu">www.westcentraltech.edu</a>
--	--

Note: The colleges and universities listed include public and private institutions. This list is updated periodically as information becomes available.

Source: Integrated Postsecondary Education Data System (IPEDS).

# Technical College Graduates - 2008

PROGRAMS	TOTAL GRADUATES			PERCENT CHANGE	
	2006	2007	2008	2006-2007	2007-2008
Accounting Technology/Technician and Bookkeeping	26	37	46	42.3	24.3
Administrative Assistant and Secretarial Science, General	9	8	7	-11.1	-12.5
Aircraft Powerplant Technology/Technician	32	20	17	-37.5	-15.0
Autobody/Collision and Repair Technology/Technician	14	20	68	42.9	240.0
Automobile/Automotive Mechanics Technology/Technician	34	66	162	94.1	145.5
Avionics Maintenance Technology/Technician	11	9	1	-18.2	-88.9
Barbering/Barber	44	36	23	-18.2	-36.1
CAD/CADD Drafting and/or Design Technology/Technician	3	2	3	-33.3	50.0
Carpentry/Carpenter	72	50	53	-30.6	6.0
Child Care and Support Services Management	10	40	23	300.0	-42.5
Commercial and Advertising Art	4	7	5	75.0	-28.6
Computer Systems Networking and Telecommunications	17	15	13	-11.8	-13.3

# Technical College Graduates - 2008

PROGRAMS	TOTAL GRADUATES			PERCENT CHANGE	
	2006	2007	2008	2006-2007	2007-2008
Cosmetology/Cosmetologist, General	117	105	172	-10.3	63.8
Culinary Arts/Chef Training	23	12	9	-47.8	-25.0
Data Entry/Microcomputer Applications, General	2	22	7	1000.0	-68.2
Dental Assisting/Assistant	17	36	32	111.8	-11.1
Dental Laboratory Technology/Technician	12	8	8	-33.3	0.0
Drafting and Design Technology/Technician, General	5	4	2	-20.0	-50.0
Early Childhood Education and Teaching	78	64	46	-17.9	-28.1
Electrical/Electronics Equipment Installation and Repair, General	4	1	5	-75.0	400.0
Electrician	18	18	43	0.0	138.9
Emergency Medical Technology/Technician (EMT Paramedic)	71	66	35	-7.0	-47.0
Fire Science/Fire-fighting	32	13	8	-59.4	-38.5
Food Preparation/Professional Cooking/Kitchen Assistant	51	42	49	-17.6	16.7
General Office Occupations and Clerical Services	10	28	14	180.0	-50.0
Heating/AC/Ventilation/Refrig Maint Technology/Technician	28	205	87	632.1	-57.6
Heavy Equipment Maintenance Technology/Technician	5	3	4	-40.0	33.3
Legal Assistant/Paralegal	49	67	35	36.7	-47.8
Licensed Practical/Vocational Nurse Training	45	56	42	24.4	-25.0
Medical Transcription/Transcriptionist	4	2	2	-50.0	0.0
Medical/Clinical Assistant	31	15	26	-51.6	73.3
Medium/Heavy Vehicle and Truck Technology/Technician	4	2	16	-50.0	700.0
Nurse/Nursing Assistant/Aide and Patient Care Assistant	58	67	90	15.5	34.3
Pharmacy Technician/Assistant	28	29	4	3.6	-86.2
Phlebotomy/Phlebotomist	17	20	15	17.6	-25.0
Plumbing Technology/Plumber	18	5	32	-72.2	540.0
Renal/Dialysis Technologist/Technician	24	16	11	-33.3	-31.3
Sales, Distribution, and Marketing Operations, General	8	10	10	25.0	0.0
Small Business Administration/Management	8	17	12	112.5	-29.4
Welding Technology/Welder	6	18	13	200.0	-27.8
Word Processing	8	23	6	187.5	-73.9

Definition: All graduates except those listed as technical certificates are diploma and degree graduates. Diploma and degree programs are one to two years in length. Technical certificates are less than a year in length.

Source: Integrated Postsecondary Education Data System

Note - The data shown is from Atlanta Technical College

# Occupational Profile for Residents of Fulton County

	Fulton		Fulton Area	
	NUMBER	PERCENT	NUMBER	PERCENT
Total Civilian Labor Force	430,872	100.0	1,901,328	100.0
Management, Business and Financial Workers	71,265	16.5	281,545	14.8
Science, Engineering and Computer Professionals	28,745	6.7	123,019	6.5
Healthcare Practitioner Professionals	10,954	2.5	49,334	2.6
Other Professional Workers	57,440	13.3	224,596	11.8
Technicians	6,973	1.6	34,530	1.8
Sales Workers	59,340	13.8	241,798	12.7
Administrative Support Workers	63,865	14.8	325,206	17.1
Construction and Extractive Craft Workers	11,935	2.8	82,057	4.3
Installation, Maintenance and Repair Craft Workers	11,017	2.6	78,091	4.1
Production Operative Workers	15,164	3.5	85,965	4.5
Transportation and Material Moving Operative Workers	14,634	3.4	68,017	3.6
Laborers and Helpers	17,958	4.2	77,000	4.1
Protective Service Workers	6,384	1.5	29,245	1.5
Service Workers, except Protective	50,334	11.7	189,120	10.0
Unemployed, No Civilian Work Experience Since 1995	4,864	1.1	11,805	0.6

Source: U.S. Census Bureau - 2000 Decennial Census.(EEO Data Tools)

## Active Applicants - Georgia Department of Labor

	TOTAL	Prof., Tech. and Managerial	Clerical and Sales	Service	Agr., Forestry and Fishing	Processing	Machine Trades	Bench- Work	Structural Work	Misc.
Fulton	45,684	6,239	5,995	3,342	104	146	448	250	1,242	27,918
Carroll	5,739	336	660	324	30	93	221	132	399	3,544
Cherokee	7,322	980	590	118	15	53	108	49	243	5,166
Clayton	17,962	1,638	2,911	1,060	41	82	371	169	755	10,935
Cobb	29,431	4,300	3,240	889	57	70	385	189	817	19,484
Coweta	5,260	376	513	294	23	29	189	142	289	3,405
DeKalb	37,422	5,133	5,801	2,195	104	124	522	322	1,191	22,030
Douglas	6,369	686	727	217	11	18	115	49	242	4,304
Fayette	2,833	331	282	65	04	11	51	30	69	1,990
Forsyth	5,031	663	330	58	07	16	59	23	113	3,762
Gwinnett	32,026	4,592	3,616	775	57	69	454	371	848	21,244
<b>Total Area</b>	<b>195,079</b>	<b>25,274</b>	<b>24,665</b>	<b>9,337</b>	<b>453</b>	<b>711</b>	<b>2,923</b>	<b>1,726</b>	<b>6,208</b>	<b>123,782</b>

Note: For current applicant data available for a specific occupation, contact the nearest Georgia Department of Labor Career Center.  
Source: Georgia Department of Labor (active applicants as of May 2009).

# Georgia Department of Labor Location(s)

## Career Center(s)

2943 North Druid Hills Road  
Atlanta GA 30329-3909

**Phone:** (404) 679 - 5200      **Fax:** (404) 679 - 4929

2636-14 MLK Jr Drive  
Atlanta GA 30311

**Phone:** (404) 699 - 6900      **Fax:** (404) 699 - 6933

## Rehabilitation Center(s)

1718 Peachtree Street, N.W.  
Suite 376-S  
Atlanta, GA 30309-2453

*Serving North Fulton County*

**Phone:** (404) 206 - 5434

1718 Peachtree Street, N.W.  
Suite 376-S

Atlanta, GA 30309-2453

*Serving Central Fulton County*

**Phone:** (404) 206 - 6000

3420 Norman Berry Drive  
Suite 401

Hapeville, GA 30354-1314

*Serving South Fulton/Unit 6*

**Phone:** (404) 669 - 3901

3420 Norman Berry Drive  
Suite 401

Hapeville, GA 30354-1314

*Serving South Fulton/Unit 7*

**Phone:** (404) 669 - 3900

1630 Phoenix Boulevard  
Suite 101

College Park, GA 30349-5506

**Phone:** (770) 909 - 2752

For copies of Area Labor Profiles, please visit our website at: [www.dol.state.ga.us](http://www.dol.state.ga.us) or contact Workforce Information and Analysis, Georgia Department of Labor, 148 Andrew Young International Blvd N.E. Atlanta, GA. 30303-1751. Phone: 404-232-3875; Fax:404-232-3888 or Email us at [workforce\\_info@dol.state.ga.us](mailto:workforce_info@dol.state.ga.us)