



# McIntosh

## County



### Labor Force Activity - 2008

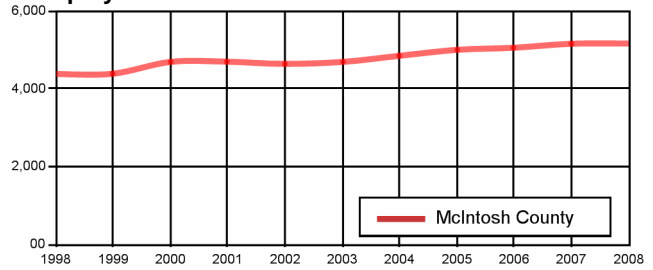
#### 2008 ANNUAL AVERAGES

	Labor Force	Employed	Unemployed	Rate
McIntosh	5,501	5,180	321	5.8%
Glynn	41,363	39,287	2,076	5.0%
Liberty	25,480	23,935	1,545	6.1%
Long	6,223	5,940	283	4.5%
Wayne	12,153	11,218	935	7.7%
<b>McIntosh Area</b>	<b>90,720</b>	<b>85,560</b>	<b>5,160</b>	<b>5.7%</b>
Georgia	4,847,650	4,545,675	301,975	6.2%
United States	154,287,000	145,362,000	8,924,000	5.8%

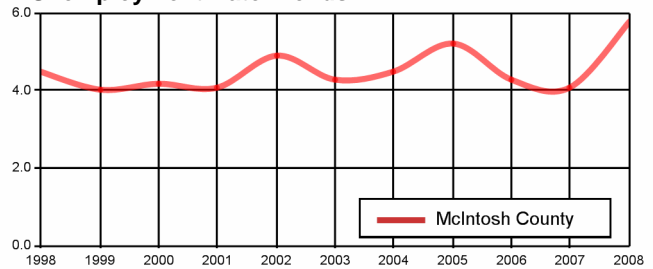
Note: This series reflects the latest information available. Labor Force includes residents of the county who are employed or actively seeking employment.

Source: Georgia Department of Labor; U.S. Bureau of Labor Statistics.

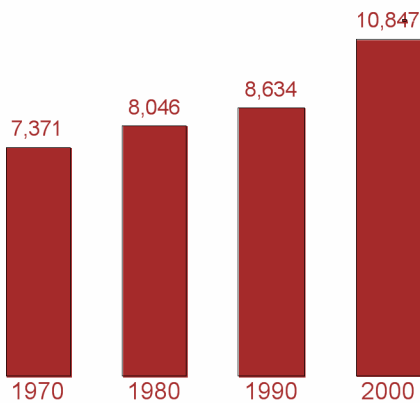
#### Employment Trends



#### Unemployment Rate Trends



#### Population Estimates



#### Population

	2000 Census	2008 Rank	2008 Estimate	% Change 2000-2008	2015 Projected*	% Change 2000-2015
McIntosh	10,847	119	11,455	5.6	11,784	8.6
City of Darien	1,719					
<b>McIntosh Area</b>	<b>176,894</b>		<b>186,791</b>	<b>5.6</b>	<b>191,556</b>	<b>8.3</b>
Georgia	8,186,453		9,685,744	18.3	10,813,573	32.1
United States	281,421,906		304,059,724	8.0	322,365,787	14.5

Source: Population Division, U.S. Census Bureau, \*Governor's Office of Planning and Budget.

**MICHAEL L. THURMOND - COMMISSIONER, GEORGIA DEPARTMENT OF LABOR**  
**Equal Opportunity Employer/Program**  
**Auxillary Aids and Services Available upon Request to Individuals with Disabilities**

**Workforce Information and Analysis; E-mail: [Workforce\\_Info@dol.state.ga.us](mailto:Workforce_Info@dol.state.ga.us) Phone: (404) 232-3875**

# Industry Mix - 2008

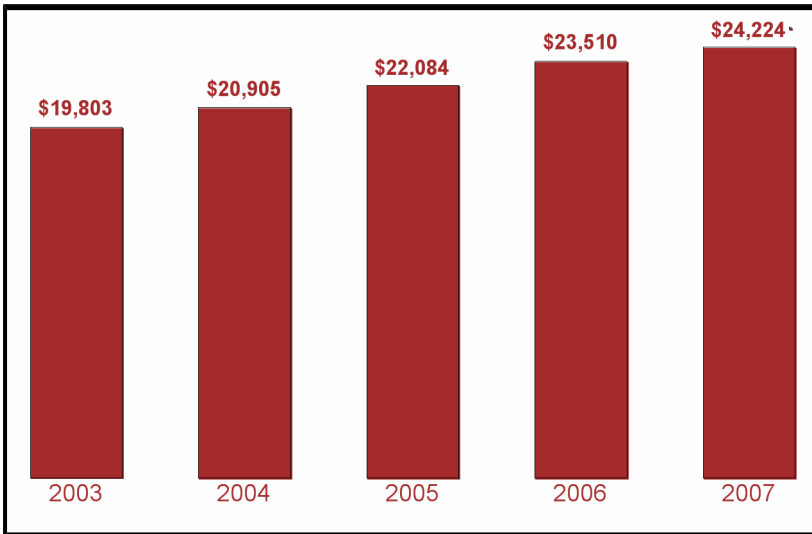
INDUSTRY	McIntosh				McIntosh Area			
	NUMBER OF FIRMS	EMPLOYMENT NUMBER	PERCENT	WEEKLY WAGE	NUMBER OF FIRMS	EMPLOYMENT NUMBER	PERCENT	WEEKLY WAGE
<b>Goods-Producing</b>	<b>36</b>	<b>202</b>	<b>9.1</b>	<b>497</b>	<b>757</b>	<b>9,314</b>	<b>13.5</b>	<b>875</b>
Agriculture, Forestry, Fishing and Hunting	5	16	0.7	354	45	299	0.4	767
Mining, Quarrying, and Oil and Gas Extraction	1	*	*	*	4	26	0.0	758
Construction	23	143	6.4	558	551	3,632	5.3	688
Manufacturing	7	35	1.6	327	157	5,359	7.8	1,008
Food	2	*	*	*	15	857	1.2	721
Beverage and Tobacco Product	1	*	*	*	3	24	0.0	539
Transportation Equipment	3	22	1.0	300	6	36	0.1	570
Furniture and Related Product	1	*	*	*	22	118	0.2	528
Plastics and Rubber Products	0	0	0.0	0	1	*	*	*
Petroleum and Coal Products	0	0	0.0	0	1	*	*	*
Leather and Allied Product	0	0	0.0	0	1	*	*	*
Textile Mills	0	0	0.0	0	1	*	*	*
Primary Metal	0	0	0.0	0	1	*	*	*
Apparel	0	0	0.0	0	3	153	0.2	321
Textile Product Mills	0	0	0.0	0	5	*	*	*
Chemical	0	0	0.0	0	6	832	1.2	997
Miscellaneous	0	0	0.0	0	9	25	0.0	716
Machinery	0	0	0.0	0	9	290	0.4	985
Wood Product	0	0	0.0	0	10	178	0.3	751
Paper	0	0	0.0	0	11	1,960	2.8	1,373
Printing and Related Support Activities	0	0	0.0	0	16	138	0.2	667
Nonmetallic Mineral Product	0	0	0.0	0	18	370	0.5	935
Fabricated Metal Product	0	0	0.0	0	19	226	0.3	697
<b>Service-Providing</b>	<b>174</b>	<b>1,271</b>	<b>57.1</b>	<b>442</b>	<b>3,691</b>	<b>39,937</b>	<b>58.0</b>	<b>535</b>
Utilities	1	*	*	*	18	402	0.6	1,138
Wholesale Trade	6	*	*	*	131	1,003	1.5	734
Retail Trade	59	538	24.2	332	818	8,981	13.0	420
Transportation and Warehousing	3	*	*	*	117	2,207	3.2	663
Information	2	*	*	*	63	786	1.1	932
Finance and Insurance	8	24	1.1	538	257	1,544	2.2	820
Real Estate and Rental and Leasing	10	46	2.1	457	261	955	1.4	500
Professional, Scientific, and Technical Services	16	28	1.3	395	377	2,259	3.3	808
Management of Companies and Enterprises	1	*	*	*	14	253	0.4	1,054
Administrative and Support and Waste Management and Remediation Services	4	*	*	*	290	3,250	4.7	498
Educational Services	0	0	0.0	0	41	355	0.5	486
Health Care and Social Assistance	9	27	1.2	496	410	4,844	7.0	701
Arts, Entertainment, and Recreation	3	*	*	*	62	1,148	1.7	346
Accommodation and Food Services	35	381	17.1	256	443	9,749	14.2	357
Other Services (except Public Administration)	17	33	1.5	501	389	2,203	3.2	593
<b>Unclassified - industry not assigned</b>	<b>4</b>	<b>*</b>	<b>*</b>	<b>*</b>	<b>122</b>	<b>52</b>	<b>0.1</b>	<b>685</b>
<b>Total - Private Sector</b>	<b>214</b>	<b>1,476</b>	<b>66.3</b>	<b>470</b>	<b>4,570</b>	<b>49,303</b>	<b>71.6</b>	<b>599</b>
<b>Total - Government</b>	<b>32</b>	<b>749</b>	<b>33.7</b>	<b>661</b>	<b>297</b>	<b>19,523</b>	<b>28.4</b>	<b>833</b>
Federal Government	7	25	1.1	764	123	5,892	8.6	1,185
State Government	11	162	7.3	685	87	2,983	4.3	579
Local Government	14	562	25.3	534	87	10,648	15.5	709
<b>ALL INDUSTRIES</b>	<b>246</b>	<b>2,225</b>	<b>100.0</b>	<b>491</b>	<b>4,867</b>	<b>68,825</b>	<b>100.0</b>	<b>666</b>
<b>ALL INDUSTRIES - Georgia</b>					<b>276,063</b>	<b>4,029,673</b>		<b>819</b>

Note: \*Denotes confidential data relating to individual employers and cannot be released. These data use the North American Industrial Classification System (NAICS) categories. Average weekly wage is derived by dividing gross payroll dollars paid to all employees - both hourly and salaried - by the average number of employees who had earnings; average earnings are then divided by the number of weeks in a reporting period to obtain weekly figures. Figures in other columns may not sum accurately due to rounding since all figures represent the Annual 2008.

Source: Georgia Department of Labor. These data represent jobs that are covered by unemployment insurance laws.

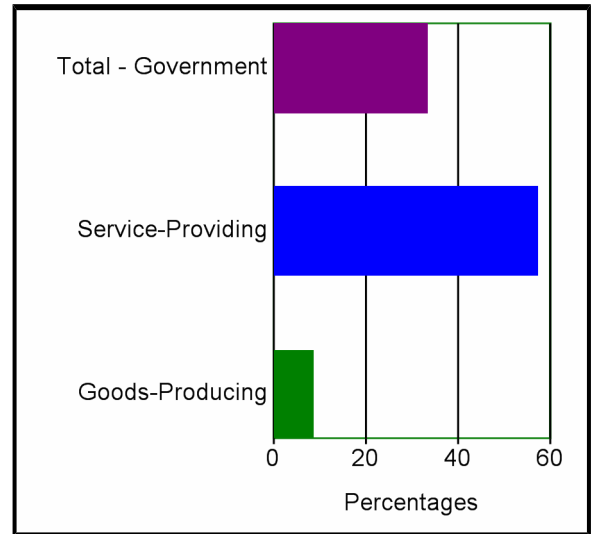
## McIntosh Per Capita Income

Source: U.S. Bureau of Economic Analysis



## McIntosh Industry Mix 2008

Source: See Industry Mix data on Page 2.



## Top Employers - 2008

### FIVE LARGEST EMPLOYERS

#### McIntosh

Darien Telephone Co Inc  
 Ruby Tuesday  
 Southeastern Bank  
 Strasburg-Jarvis Inc  
 Tommy Hilfiger Retail Llc

Note: Represents employment covered by unemployment insurance excluding all government agencies except correctional institutions, state and local hospitals, state colleges and universities. Data shown for the Third Quarter of 2008. Employers are listed alphabetically by area, not by the number of employees.

Source: Georgia Department of Labor

### TEN LARGEST EMPLOYERS

#### McIntosh Area

Employer	COUNTY
Southeast GA Regional Medical Center	Glynn
The Cloister Hotel	Glynn
Teamwork Services Inc	Glynn
Brunswick Pulp & Paper	Glynn
Wal-Mart	Glynn
Wal-Mart	Liberty
Chemtall Inc	Liberty
Eagle Group International Inc	Liberty
Target	Liberty
Rayonier Performance Fibers Llc	Wayne

## Commuting Patterns

### EMPLOYED RESIDENTS OF

#### McIntosh

COUNTY WHERE EMPLOYED	NUMBER	PERCENT OF TOTAL
McIntosh, GA	2,058	47.4
Glynn, GA	1,660	38.2
Liberty, GA	178	4.1
Chatham, GA	165	3.8
Tattnall, GA	30	0.7
Duval, FL	28	0.6
Bleckley, GA	23	0.5
Wayne, GA	21	0.5
Other	180	4.1
<b>Total Residents:</b>	<b>4,343</b>	<b>100.0</b>

### PERSONS WORKING IN

#### McIntosh

COUNTY OF RESIDENCE	NUMBER	PERCENT OF TOTAL
McIntosh, GA	2,058	74.3
Glynn, GA	303	10.9
Liberty, GA	115	4.2
Camden, GA	72	2.6
Tattnall, GA	31	1.1
Duval, FL	29	1.0
Wayne, GA	27	1.0
Brantley, GA	24	0.9
Other	109	3.9
<b>Total Residents:</b>	<b>2,768</b>	<b>100.0</b>

Note: Other category represents employment from U.S. counties only.

Source: U.S. Census Bureau - 2000 County-To-County Worker Flow Files.

# Education of the Labor Force

## McIntosh Area

	PERCENT OF TOTAL	PERCENT DISTRIBUTION BY AGE				
		18-24	25-34	35-44	45-64	65+
Some High School	20.2%	23.3%	13.1%	16.0%	18.5%	37.6%
High School Grad/GED	35.4%	46.0%	37.4%	33.7%	32.9%	26.8%
Some College	29.5%	27.6%	35.3%	34.3%	28.6%	17.2%
College Grad 4 Yr	9.7%	2.8%	11.2%	10.7%	11.6%	10.6%
Post Grad Studies	5.2%	0.3%	3.0%	5.4%	8.5%	7.9%
Totals	100.0%	100.0%	100.0%	100.0%	100.0%	100.0%

Note: Totals are based on the portion of the labor force between ages 18 - 65+. Some College category represents the percentage total of workers with either Some College with no degree or an Associate degree.

Source: U.S. Census Bureau - 2000 Decennial Census.

## High School Graduates - 2008

	PUBLIC SCHOOLS	PRIVATE SCHOOLS	TOTAL
Glynn	624	36	660
Liberty	535	0	535
Long	111	0	111
McIntosh	96	0	96
Wayne	281	0	281
<b>McIntosh Area</b>	<b>1,647</b>	<b>36</b>	<b>1,683</b>



Note: Public schools include city as well as county schools systems. Some private schools data were not reported.

Source: Office of Student Achievement; Georgia Independent School Association.

## Colleges and Universities

### McIntosh Area

#### Glynn

Troy University	<a href="http://brunswick.troy.edu">brunswick.troy.edu</a>
College of Coastal Georgia	<a href="http://www.coga.edu">www.coga.edu</a>

#### Wayne

Altamaha Technical College	<a href="http://www.altamahatech.edu">www.altamahatech.edu</a>
----------------------------	--

#### McIntosh

College of Coastal Georgia (Technical college servicing area)	<a href="http://www.coga.edu">www.coga.edu</a>
---	--

#### Liberty

Liberty Campus (Satellite campus of Savannah Technical College)	<a href="http://www.savannahtech.edu">www.savannahtech.edu</a>
---	--

Note: The colleges and universities listed include public and private institutions. This list is updated periodically as information becomes available.

Source: Integrated Postsecondary Education Data System (IPEDS).

# Technical College Graduates - 2008

PROGRAMS	TOTAL GRADUATES			PERCENT CHANGE	
	2006	2007	2008	2006-2007	2007-2008
Administrative Assistant and Secretarial Science, General	19	17	13	-10.5	-23.5
Automobile/Automotive Mechanics Technology/Technician	1	5	7	400.0	40.0
Banking and Financial Support Services	1	8	3	700.0	-62.5
Business Administration and Management, General	7	5	5	-28.6	0.0
Clinical/Medical Laboratory Technician	9	11	8	22.2	-27.3
Criminal Justice/Police Science	12	4	12	-66.7	200.0
Culinary Arts/Chef Training	7	15	7	114.3	-53.3
Drafting and Design Technology/Technician, General	3	4	4	33.3	0.0
Emergency Medical Technology/Technician (EMT Paramedic)	1	2	3	100.0	50.0
Industrial Mechanics and Maintenance Technology	6	5	5	-16.7	0.0
Information Technology	16	9	7	-43.8	-22.2
Instrumentation Technology/Technician	9	9	2	0.0	-77.8
Liberal Arts and Sciences/Liberal Studies	147	147	178	0.0	21.1
Licensed Practical/Vocational Nurse Training	20	16	24	-20.0	50.0
Machine Shop Technology/Assistant	8	1	2	-87.5	100.0
Nurse/Nursing Assistant/Aide and Patient Care Assistant	9	14	21	55.6	50.0
Nursing/Registered Nurse (RN, ASN, BSN, MSN)	56	78	77	39.3	-1.3
Radiologic Technology/Science - Radiographer	11	11	1	0.0	-90.9
Surgical Technology/Technologist	7	4	8	-42.9	100.0
Welding Technology/Welder	10	3	4	-70.0	33.3

Definition: All graduates except those listed as technical certificates are diploma and degree graduates. Diploma and degree programs are one to two years in length. Technical certificates are less than a year in length.

Source: Integrated Postsecondary Education Data System

Note - The data shown is from Coastal Georgia Community College

# Occupational Profile for Residents of McIntosh County

	McIntosh		McIntosh Area	
	NUMBER	PERCENT	NUMBER	PERCENT
Total Civilian Labor Force	4,695	100.0	72,278	100.0
Management, Business and Financial Workers	340	7.2	6,328	8.8
Science, Engineering and Computer Professionals	68	1.5	1,014	1.4
Healthcare Practitioner Professionals	64	1.4	2,041	2.8
Other Professional Workers	385	8.2	7,058	9.8
Technicians	70	1.5	1,708	2.4
Sales Workers	672	14.3	8,565	11.9
Administrative Support Workers	648	13.8	10,803	15.0
Construction and Extractive Craft Workers	413	8.8	4,753	6.6
Installation, Maintenance and Repair Craft Workers	179	3.8	3,708	5.1
Production Operative Workers	384	8.2	4,988	6.9
Transportation and Material Moving Operative Workers	219	4.7	3,461	4.8
Laborers and Helpers	478	10.2	4,446	6.2
Protective Service Workers	112	2.4	2,176	3.0
Service Workers, except Protective	653	13.9	10,175	14.1
Unemployed, No Civilian Work Experience Since 1995	10	0.2	1,054	1.5

Source: U.S. Census Bureau - 2000 Decennial Census.(EEO Data Tools)

## Active Applicants - Georgia Department of Labor

	TOTAL	Prof., Tech. and Managerial	Clerical and Sales	Service	Agr., Forestry and Fishing	Processing	Machine Trades	Bench- Work	Structural Work	Misc.
McIntosh	619	28	73	79	03	7	17	4	55	353
Glynn	4,540	265	593	549	45	39	87	11	313	2,638
Liberty	2,945	175	382	345	14	20	81	17	171	1,740
Long	436	30	50	44	08	5	10	3	53	233
Wayne	1,836	75	200	226	10	21	91	21	260	932
<b>Total Area</b>	<b>10,376</b>	<b>573</b>	<b>1,298</b>	<b>1,243</b>	<b>80</b>	<b>92</b>	<b>286</b>	<b>56</b>	<b>852</b>	<b>5,896</b>

Note: For current applicant data available for a specific occupation, contact the nearest Georgia Department of Labor Career Center.

Source: Georgia Department of Labor (active applicants as of May 2009).

## Georgia Department of Labor Location(s)

### Career Center(s)

2517 Tara Lane  
Brunswick GA 31520  
**Phone:** (912) 264 - 7244      **Fax:** (912) 262 - 3334

### Rehabilitation Center(s)

106 Shopper's Way  
Suite 4  
Brunswick, GA 31525-0511  
**Phone:** (912) 264 - 7287

For copies of Area Labor Profiles, please visit our website at: [www.dol.state.ga.us](http://www.dol.state.ga.us) or contact Workforce Information and Analysis, Georgia Department of Labor, 148 Andrew Young International Blvd N.E. Atlanta, GA. 30303-1751. Phone: 404-232-3875; Fax:404-232-3888 or Email us at [workforce\\_info@dol.state.ga.us](mailto:workforce_info@dol.state.ga.us)