



AREA LABOR PROFILE

**Tattnall**

**County**

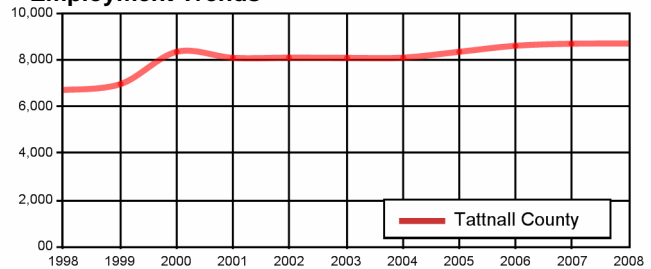


**Labor Force Activity - 2008**

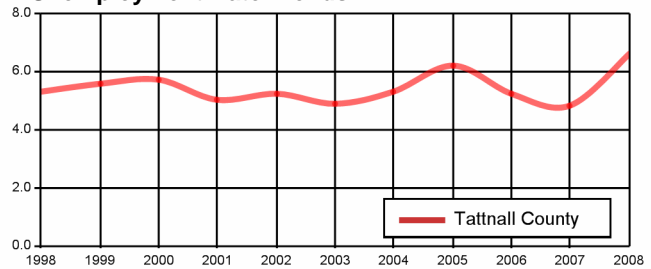
**2008 ANNUAL AVERAGES**

	Labor Force	Employed	Unemployed	Rate
Tattnall	9,262	8,653	609	6.6%
Appling	9,252	8,596	656	7.1%
Candler	4,314	4,041	273	6.3%
Emanuel	10,583	9,785	798	7.5%
Evans	5,073	4,760	313	6.2%
Liberty	25,480	23,935	1,545	6.1%
Long	6,223	5,940	283	4.5%
Toombs	13,941	12,932	1,009	7.2%
Wayne	12,153	11,218	935	7.7%
<b>Tattnall Area</b>	<b>96,281</b>	<b>89,860</b>	<b>6,421</b>	<b>6.7%</b>
Georgia	4,847,650	4,545,675	301,975	6.2%
United States	154,287,000	145,362,000	8,924,000	5.8%

**Employment Trends**



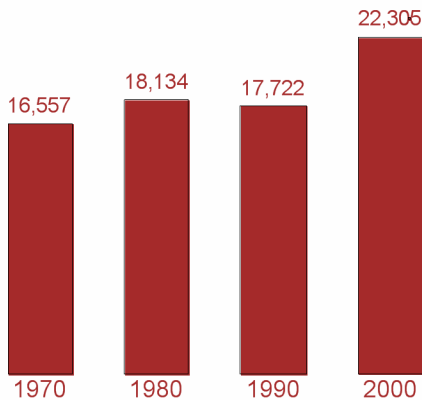
**Unemployment Rate Trends**



Note: This series reflects the latest information available. Labor Force includes residents of the county who are employed or actively seeking employment.

Source: Georgia Department of Labor; U.S. Bureau of Labor Statistics.

**Population Estimates**



**Population**

	2000 Census	2008 Rank	2008 Estimate	% Change 2000-2008	2015 Projected*	% Change 2000-2015
<b>Tattnall</b>	<b>22,305</b>	<b>76</b>	<b>23,469</b>	<b>5.2</b>	<b>23,549</b>	<b>5.6</b>
City of Reidsville	2,235					
<b>Tattnall Area</b>	<b>206,179</b>		<b>214,112</b>	<b>3.8</b>	<b>218,946</b>	<b>6.2</b>
Georgia	8,186,453		9,685,744	18.3	10,813,573	32.1
United States	281,421,906		304,059,724	8.0	322,365,787	14.5

Source: Population Division, U.S. Census Bureau, \*Governor's Office of Planning and Budget.

**MICHAEL L. THURMOND - COMMISSIONER, GEORGIA DEPARTMENT OF LABOR**  
**Equal Opportunity Employer/Program**  
**Auxillary Aids and Services Available upon Request to Individuals with Disabilities**

Workforce Information and Analysis; E-mail: [Workforce\\_Info@dol.state.ga.us](mailto:Workforce_Info@dol.state.ga.us) Phone: (404) 232-3875

# Industry Mix - 2008

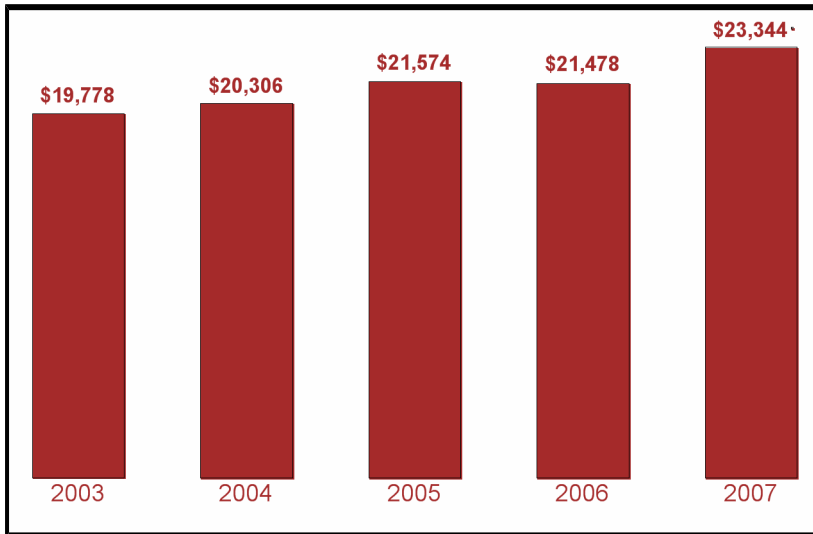
INDUSTRY	Tattnall				Tattnall Area			
	NUMBER OF FIRMS	EMPLOYMENT NUMBER	PERCENT	WEEKLY WAGE	NUMBER OF FIRMS	EMPLOYMENT NUMBER	PERCENT	WEEKLY WAGE
<b>Goods-Producing</b>	<b>91</b>	<b>906</b>	<b>16.1</b>	<b>495</b>	<b>835</b>	<b>14,642</b>	<b>22.2</b>	<b>630</b>
Agriculture, Forestry, Fishing and Hunting	42	635	11.3	468	177	2,374	3.6	473
Mining, Quarrying, and Oil and Gas Extraction	1	*	*	*	2	*	*	*
Construction	38	196	3.5	544	459	3,265	4.9	615
Manufacturing	10	72	1.3	585	197	8,996	13.6	678
Wood Product	4	53	0.9	620	20	554	0.8	806
Printing and Related Support Activities	1	*	*	*	11	181	0.3	671
Fabricated Metal Product	3	9	0.2	502	38	972	1.5	618
Furniture and Related Product	2	*	*	*	27	169	0.3	500
Petroleum and Coal Products	0	0	0.0	0	1	*	*	*
Textile Mills	0	0	0.0	0	1	*	*	*
Primary Metal	0	0	0.0	0	2	*	*	*
Electrical Equipment, Appliance, and Component	0	0	0.0	0	2	*	*	*
Beverage and Tobacco Product	0	0	0.0	0	2	*	*	*
Computer and Electronic Product	0	0	0.0	0	3	*	*	*
Transportation Equipment	0	0	0.0	0	3	54	0.1	689
Chemical	0	0	0.0	0	4	*	*	*
Plastics and Rubber Products	0	0	0.0	0	5	42	0.1	503
Textile Product Mills	0	0	0.0	0	6	605	0.9	354
Paper	0	0	0.0	0	8	1,382	2.1	1,301
Miscellaneous	0	0	0.0	0	10	67	0.1	250
Apparel	0	0	0.0	0	10	297	0.4	302
Machinery	0	0	0.0	0	11	866	1.3	602
Food	0	0	0.0	0	15	2,583	3.9	487
Nonmetallic Mineral Product	0	0	0.0	0	18	313	0.5	751
<b>Service-Providing</b>	<b>234</b>	<b>2,391</b>	<b>42.5</b>	<b>483</b>	<b>3,013</b>	<b>32,267</b>	<b>48.9</b>	<b>538</b>
Utilities	3	*	*	*	24	1,462	2.2	1,422
Wholesale Trade	19	*	*	*	156	1,693	2.6	580
Retail Trade	68	617	11.0	381	818	7,865	11.9	405
Transportation and Warehousing	16	65	1.2	556	134	1,926	2.9	612
Information	8	44	0.8	629	66	633	1.0	804
Finance and Insurance	17	181	3.2	691	220	1,595	2.4	690
Real Estate and Rental and Leasing	9	21	0.4	230	148	482	0.7	413
Professional, Scientific, and Technical Services	19	92	1.6	488	254	1,678	2.5	778
Management of Companies and Enterprises	4	151	2.7	558	10	229	0.3	840
Administrative and Support and Waste Management and Remediation Services	10	37	0.7	441	151	1,410	2.1	585
Educational Services	1	*	*	*	29	486	0.7	396
Health Care and Social Assistance	22	541	9.6	495	345	5,812	8.8	601
Arts, Entertainment, and Recreation	0	*	*	*	28	123	0.2	255
Accommodation and Food Services	19	145	2.6	184	345	5,184	7.8	208
Other Services (except Public Administration)	19	142	2.5	367	285	1,693	2.6	593
<b>Unclassified - industry not assigned</b>	<b>12</b>	<b>*</b>	<b>*</b>	<b>*</b>	<b>78</b>	<b>40</b>	<b>0.1</b>	<b>721</b>
<b>Total - Private Sector</b>	<b>337</b>	<b>3,299</b>	<b>58.6</b>	<b>490</b>	<b>3,926</b>	<b>46,949</b>	<b>71.1</b>	<b>567</b>
<b>Total - Government</b>	<b>38</b>	<b>2,329</b>	<b>41.4</b>	<b>611</b>	<b>398</b>	<b>19,106</b>	<b>28.9</b>	<b>660</b>
Federal Government	8	31	0.6	780	117	4,290	6.5	925
State Government	13	*	*	*	127	3,679	5.6	579
Local Government	17	960	17.1	474	154	11,137	16.9	585
<b>ALL INDUSTRIES</b>	<b>375</b>	<b>5,627</b>	<b>100.0</b>	<b>509</b>	<b>4,324</b>	<b>66,050</b>	<b>100.0</b>	<b>594</b>
<b>ALL INDUSTRIES - Georgia</b>					<b>276,063</b>	<b>4,029,673</b>		<b>819</b>

Note: \*Denotes confidential data relating to individual employers and cannot be released. These data use the North American Industrial Classification System (NAICS) categories. Average weekly wage is derived by dividing gross payroll dollars paid to all employees - both hourly and salaried - by the average number of employees who had earnings; average earnings are then divided by the number of weeks in a reporting period to obtain weekly figures. Figures in other columns may not sum accurately due to rounding since all figures represent the Annual 2008.

Source: Georgia Department of Labor. These data represent jobs that are covered by unemployment insurance laws.

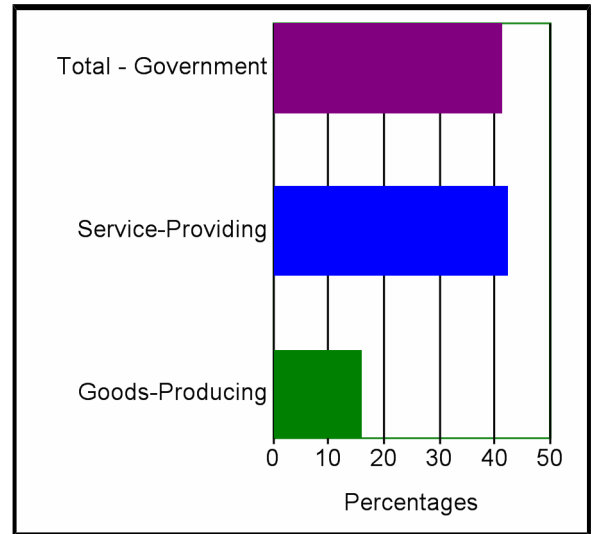
## Tattnall Per Capita Income

Source: U.S. Bureau of Economic Analysis



## Tattnall Industry Mix 2008

Source: See Industry Mix data on Page 2.



## Top Employers - 2008

### FIVE LARGEST EMPLOYERS

#### Tattnall

Fries Farms Llc  
 Glenvue Nursing Home  
 Piggly Wiggly  
 Rotary Corp  
 Tattnall State Prison

Note: Represents employment covered by unemployment insurance excluding all government agencies except correctional institutions, state and local hospitals, state colleges and universities. Data shown for the Third Quarter of 2008. Employers are listed alphabetically by area, not by the number of employees.

Source: Georgia Department of Labor

### TEN LARGEST EMPLOYERS

#### Tattnall Area

Employer	COUNTY
Southern Nuclear Operating Co	Appling
Crider Inc	Emanuel
Claxton Poultry Co	Evans
Chemtall Inc	Liberty
Eagle Group International Inc	Liberty
Target	Liberty
Tattnall State Prison	Tattnall
Meadows Regional Medical Center Inc	Toombs
Trane Us Inc	Toombs
Rayonier Performance Fibers Llc	Wayne

## Commuting Patterns

### EMPLOYED RESIDENTS OF

#### Tattnall

COUNTY WHERE EMPLOYED	NUMBER	PERCENT OF TOTAL
Tattnall, GA	4,700	59.7
Evans, GA	685	8.7
Liberty, GA	630	8.0
Toombs, GA	487	6.2
Bulloch, GA	336	4.3
Chatham, GA	269	3.4
Candler, GA	143	1.8
Wayne, GA	79	1.0
Other	544	6.9
<b>Total Residents:</b>	<b>7,873</b>	<b>100.0</b>

### PERSONS WORKING IN

#### Tattnall

COUNTY OF RESIDENCE	NUMBER	PERCENT OF TOTAL
Tattnall, GA	4,700	67.7
Toombs, GA	604	8.7
Long, GA	424	6.1
Evans, GA	327	4.7
Liberty, GA	268	3.9
Candler, GA	120	1.7
Bulloch, GA	85	1.2
Appling, GA	80	1.2
Other	337	4.9
<b>Total Residents:</b>	<b>6,945</b>	<b>100.0</b>

Note: Other category represents employment from U.S. counties only.

Source: U.S. Census Bureau - 2000 County-To-County Worker Flow Files.

# Education of the Labor Force

## Tattnall Area

	PERCENT OF TOTAL	PERCENT DISTRIBUTION BY AGE				
		18-24	25-34	35-44	45-64	65+
Some High School	28.7%	30.0%	20.4%	22.1%	27.8%	53.4%
High School Grad/GED	37.4%	43.6%	39.3%	37.3%	37.0%	26.9%
Some College	24.4%	24.0%	29.6%	29.1%	22.7%	11.7%
College Grad 4 Yr	6.3%	2.2%	8.5%	7.6%	7.1%	4.4%
Post Grad Studies	3.3%	0.2%	2.3%	3.9%	5.4%	3.7%
Totals	100.0%	100.0%	100.0%	100.0%	100.0%	100.0%

Note: Totals are based on the portion of the labor force between ages 18 - 65+. Some College category represents the percentage total of workers with either Some College with no degree or an Associate degree.

Source: U.S. Census Bureau - 2000 Decennial Census.

## High School Graduates - 2008

	PUBLIC SCHOOLS	PRIVATE SCHOOLS	TOTAL
Appling	146	0	146
Candler	85	0	85
Emanuel	212	25	237
Evans	96	37	133
Liberty	535	0	535
Long	111	0	111
Tattnall	142	0	142
Toombs	263	22	285
Wayne	281	0	281
<b>Tattnall Area</b>	<b>1,871</b>	<b>84</b>	<b>1,955</b>



Note: Public schools include city as well as county schools systems. Some private schools data were not reported.

Source: Office of Student Achievement; Georgia Independent School Association.

# Colleges and Universities

## Tattnall Area

### Toombs

Troy University	<a href="http://vidalia.troy.edu">vidalia.troy.edu</a>
Southeastern Technical College	<a href="http://www.southeasterntech.edu">www.southeasterntech.edu</a>

### Appling

Baxley Campus (Satellite campus of Altamaha Technical College)	<a href="http://www.altamahatech.edu">www.altamahatech.edu</a>
--	--

### Wayne

Altamaha Technical College	<a href="http://www.altamahatech.edu">www.altamahatech.edu</a>
----------------------------	--

### Emanuel

East Georgia College	<a href="http://www.ega.edu">www.ega.edu</a>
Swainsboro Technical College	<a href="http://www.swainsborotech.edu">www.swainsborotech.edu</a>

### Liberty

Liberty Campus (Satellite campus of Savannah Technical College)	<a href="http://www.savannahtech.edu">www.savannahtech.edu</a>
---	--

### Tattnall

Glennville Campus (Satellite campus of Southeastern Technical College)	<a href="http://www.southeasterntech.edu">www.southeasterntech.edu</a>
Southeastern Technical College (Technical college servicing area)	<a href="http://www.southeasterntech.edu">www.southeasterntech.edu</a>

Note: The colleges and universities listed include public and private institutions. This list is updated periodically as information becomes available.

Source: Integrated Postsecondary Education Data System (IPEDS).

# Technical College Graduates - 2008

PROGRAMS	TOTAL GRADUATES			PERCENT CHANGE	
	2006	2007	2008	2006-2007	2007-2008
Accounting Technology/Technician and Bookkeeping	15	10	8	-33.3	-20.0
Administrative Assistant and Secretarial Science, General	18	10	14	-44.4	40.0
Clinical/Medical Laboratory Technician	2	6	4	200.0	-33.3
Computer Systems Networking and Telecommunications	3	2	5	-33.3	150.0
Cosmetology/Cosmetologist, General	30	20	20	-33.3	0.0
Criminal Justice/Safety Studies	15	14	8	-6.7	-42.9
Data Entry/Microcomputer Applications, General	1	2	1	100.0	-50.0
Data Processing and Data Processing Technology/Technician	3	3	2	0.0	-33.3
Early Childhood Education and Teaching	9	9	6	0.0	-33.3
Electrician	10	24	7	140.0	-70.8
Emergency Medical Technology/Technician (EMT Paramedic)	8	16	8	100.0	-50.0
Heating/AC/Ventilation/Refrig Maint Technology/Technician	4	2	3	-50.0	50.0
Licensed Practical/Vocational Nurse Training	18	17	18	-5.6	5.9
Medical/Clinical Assistant	14	9	6	-35.7	-33.3
Medical/Health Management and Clinical Assistant/Specialist	13	12	14	-7.7	16.7
Nurse/Nursing Assistant/Aide and Patient Care Assistant	79	98	65	24.1	-33.7
Operations Management and Supervision	4	12	10	200.0	-16.7
Pharmacy Technician/Assistant	4	4	1	0.0	-75.0
Radiologic Technology/Science - Radiographer	10	7	11	-30.0	57.1
Sales, Distribution, and Marketing Operations, General	3	2	1	-33.3	-50.0
Surgical Technology/Technologist	8	9	5	12.5	-44.4
Truck and Bus Driver/Commercial Vehicle Operation	42	57	38	35.7	-33.3
Welding Technology/Welder	22	18	24	-18.2	33.3

Definition: All graduates except those listed as technical certificates are diploma and degree graduates. Diploma and degree programs are one to two years in length. Technical certificates are less than a year in length.

Source: Integrated Postsecondary Education Data System

Note - The data shown is from Southeastern Technical College

# Occupational Profile for Residents of Tattnall County

	Tattnall		Tattnall Area	
	NUMBER	PERCENT	NUMBER	PERCENT
Total Civilian Labor Force	8,570	100.0	80,061	100.0
Management, Business and Financial Workers	674	7.9	6,269	7.8
Science, Engineering and Computer Professionals	94	1.1	804	1.0
Healthcare Practitioner Professionals	228	2.7	1,704	2.1
Other Professional Workers	698	8.1	6,340	7.9
Technicians	145	1.7	1,798	2.3
Sales Workers	592	6.9	8,041	10.0
Administrative Support Workers	1,224	14.3	11,762	14.7
Construction and Extractive Craft Workers	523	6.1	5,380	6.7
Installation, Maintenance and Repair Craft Workers	585	6.8	5,104	6.4
Production Operative Workers	779	9.1	8,564	10.7
Transportation and Material Moving Operative Workers	479	5.6	4,532	5.7
Laborers and Helpers	1,200	14.0	6,412	8.0
Protective Service Workers	455	5.3	3,049	3.8
Service Workers, except Protective	794	9.3	9,371	11.7
Unemployed, No Civilian Work Experience Since 1995	100	1.2	931	1.2

Source: U.S. Census Bureau - 2000 Decennial Census.(EEO Data Tools)

## Active Applicants - Georgia Department of Labor

	TOTAL	Prof., Tech. and Mangerial	Clerical and Sales	Service	Agr., Forestry and Fishing	Processing	Machine Trades	Bench- Work	Structural Work	Misc.
Tattnall	817	31	56	76	24	50	32	25	61	462
Appling	885	41	57	72	12	14	40	24	146	479
Candler	451	20	44	35	13	20	12	11	32	264
Emanuel	1,164	48	99	93	05	32	38	81	105	663
Evans	532	16	43	46	10	54	19	5	24	315
Liberty	2,945	175	382	345	14	20	81	17	171	1,740
Long	436	30	50	44	08	5	10	3	53	233
Toombs	1,625	90	207	203	22	22	46	70	175	790
Wayne	1,836	75	200	226	10	21	91	21	260	932
<b>Total Area</b>	<b>10,691</b>	<b>526</b>	<b>1,138</b>	<b>1,140</b>	<b>118</b>	<b>238</b>	<b>369</b>	<b>257</b>	<b>1,027</b>	<b>5,878</b>

Note: For current applicant data available for a specific occupation, contact the nearest Georgia Department of Labor Career Center.

Source: Georgia Department of Labor (active applicants as of May 2009).

# Georgia Department of Labor Location(s)

**Career Center(s)**

#16 Carter Center  
Queen Street  
Vidalia GA 30474

**Phone:** (912) 538 - 3231

**Fax:** (912) 537 - 3238

**Rehabilitation Center(s)**

106 South Main Street  
P. O. Box 790  
Reidsville, GA 30453-0790

**Phone:** (912) 557 - 7558

For copies of Area Labor Profiles, please visit our website at: [www.dol.state.ga.us](http://www.dol.state.ga.us) or contact Workforce Information and Analysis, Georgia Department of Labor, 148 Andrew Young International Blvd N.E. Atlanta, GA. 30303-1751. Phone: 404-232-3875; Fax:404-232-3888 or Email us at [workforce\\_info@dol.state.ga.us](mailto:workforce_info@dol.state.ga.us)