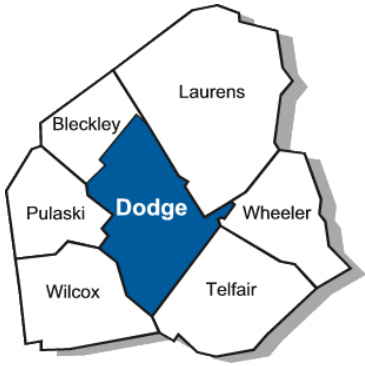




# Dodge

# County



## Labor Force Activity - 2008

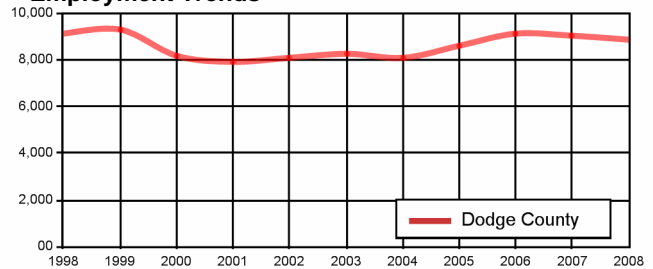
### 2008 ANNUAL AVERAGES

	Labor Force	Employed	Unemployed	Rate
Dodge	9,478	8,850	628	6.6%
Bleckley	5,334	4,968	366	6.9%
Laurens	22,379	20,785	1,594	7.1%
Pulaski	4,629	4,386	243	5.2%
Telfair	4,539	4,028	511	11.3%
Wheeler	2,874	2,668	206	7.2%
Wilcox	3,329	3,060	269	8.1%
<b>Dodge Area</b>	<b>52,562</b>	<b>48,745</b>	<b>3,817</b>	<b>7.3%</b>
Georgia	4,847,650	4,545,675	301,975	6.2%
United States	154,287,000	145,362,000	8,924,000	5.8%

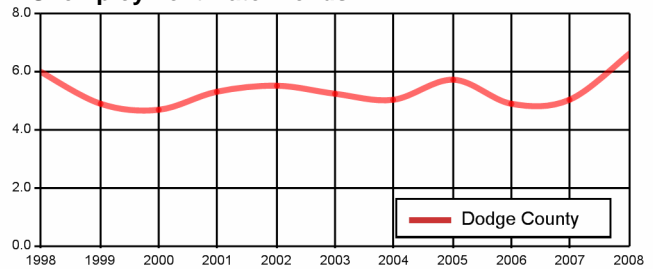
Note: This series reflects the latest information available. Labor Force includes residents of the county who are employed or actively seeking employment.

Source: Georgia Department of Labor; U.S. Bureau of Labor Statistics.

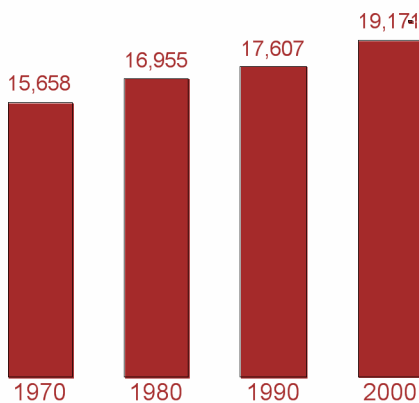
### Employment Trends



### Unemployment Rate Trends



### Population Estimates



### Population

	2000 Census	2008 Rank	2008 Estimate	% Change 2000-2008	2015 Projected*	% Change 2000-2015
<b>Dodge</b>	<b>19,171</b>	<b>90</b>	<b>20,116</b>	<b>4.9</b>	<b>20,702</b>	<b>8.0</b>
City of Eastman	5,440					
<b>Dodge Area</b>	<b>111,849</b>		<b>119,416</b>	<b>6.8</b>	<b>125,701</b>	<b>12.4</b>
Georgia	8,186,453		9,685,744	18.3	10,813,573	32.1
United States	281,421,906		304,059,724	8.0	322,365,787	14.5

Source: Population Division, U.S. Census Bureau, \*Governor's Office of Planning and Budget.

**MICHAEL L. THURMOND - COMMISSIONER, GEORGIA DEPARTMENT OF LABOR**  
**Equal Opportunity Employer/Program**

**Auxiliary Aids and Services Available upon Request to Individuals with Disabilities**

**Workforce Information and Analysis; E-mail: [Workforce\\_Info@dol.state.ga.us](mailto:Workforce_Info@dol.state.ga.us) Phone: (404) 232-3875**

# Industry Mix - 2008

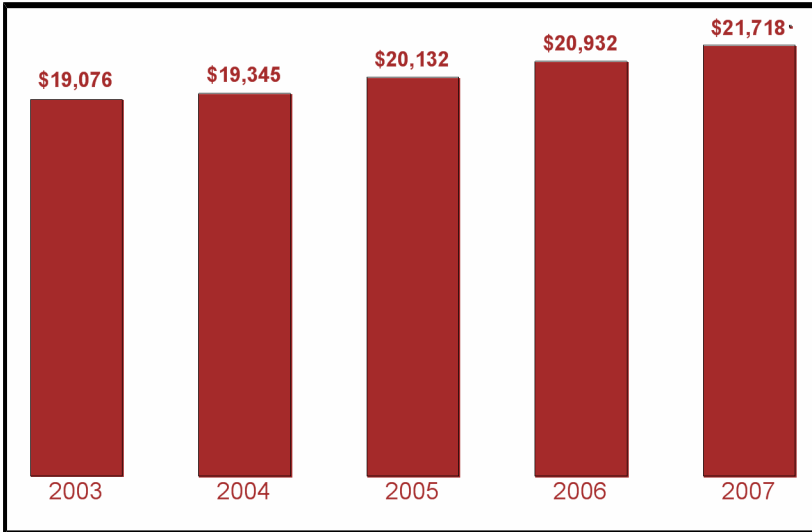
INDUSTRY	Dodge				Dodge Area			
	NUMBER	EMPLOYMENT		WEEKLY	NUMBER	EMPLOYMENT		WEEKLY
	OF FIRMS	NUMBER	PERCENT	WAGE	OF FIRMS	NUMBER	PERCENT	WAGE
<b>Goods-Producing</b>	<b>56</b>	<b>795</b>	<b>12.7</b>	<b>524</b>	<b>380</b>	<b>8,333</b>	<b>21.2</b>	<b>695</b>
Agriculture, Forestry, Fishing and Hunting	12	61	1.0	473	86	552	1.4	562
Mining, Quarrying, and Oil and Gas Extraction	1	*	*	*	2	*	*	*
Construction	22	127	2.0	472	194	1,759	4.5	636
Manufacturing	21	603	9.7	540	98	6,019	15.3	725
Food	2	*	*	*	9	445	1.1	558
Textile Product Mills	1	*	*	*	3	*	*	*
Wood Product	2	*	*	*	13	259	0.7	539
Printing and Related Support Activities	3	*	*	*	4	29	0.1	273
Plastics and Rubber Products	1	*	*	*	4	46	0.1	455
Nonmetallic Mineral Product	1	*	*	*	7	83	0.2	661
Fabricated Metal Product	2	*	*	*	11	689	1.8	768
Transportation Equipment	4	115	1.8	645	8	318	0.8	932
Furniture and Related Product	2	*	*	*	16	667	1.7	514
Miscellaneous	3	*	*	*	8	37	0.1	447
Electrical Equipment, Appliance, and Component	0	0	0.0	0	1	*	*	*
Chemical	0	0	0.0	0	2	*	*	*
Beverage and Tobacco Product	0	0	0.0	0	2	*	*	*
Computer and Electronic Product	0	0	0.0	0	2	*	*	*
Textile Mills	0	0	0.0	0	2	*	*	*
Paper	0	0	0.0	0	2	*	*	*
Machinery	0	0	0.0	0	4	*	*	*
<b>Service-Providing</b>	<b>304</b>	<b>3,222</b>	<b>51.7</b>	<b>454</b>	<b>1,803</b>	<b>20,031</b>	<b>51.0</b>	<b>498</b>
Utilities	3	55	0.9	836	11	213	0.5	1,013
Wholesale Trade	15	163	2.6	713	104	1,182	3.0	728
Retail Trade	86	861	13.8	376	504	4,727	12.0	392
Transportation and Warehousing	15	84	1.3	511	91	833	2.1	587
Information	8	88	1.4	741	31	387	1.0	786
Finance and Insurance	16	201	3.2	562	119	1,017	2.6	676
Real Estate and Rental and Leasing	14	72	1.2	410	71	250	0.6	423
Professional, Scientific, and Technical Services	22	95	1.5	595	125	516	1.3	729
Management of Companies and Enterprises	4	*	*	*	10	289	0.7	826
Administrative and Support and Waste Management and Remediation Services	12	41	0.7	287	78	1,702	4.3	566
Educational Services	1	*	*	*	9	141	0.4	483
Health Care and Social Assistance	51	830	13.3	427	259	5,071	12.9	574
Arts, Entertainment, and Recreation	6	17	0.3	136	24	141	0.4	272
Accommodation and Food Services	25	403	6.5	187	177	3,007	7.7	207
Other Services (except Public Administration)	26	73	1.2	427	190	558	1.4	434
<b>Unclassified - industry not assigned</b>	<b>6</b>	<b>*</b>	<b>*</b>	<b>*</b>	<b>35</b>	<b>18</b>	<b>0.0</b>	<b>806</b>
<b>Total - Private Sector</b>	<b>366</b>	<b>4,017</b>	<b>64.4</b>	<b>490</b>	<b>2,218</b>	<b>28,382</b>	<b>72.3</b>	<b>556</b>
<b>Total - Government</b>	<b>47</b>	<b>2,221</b>	<b>35.6</b>	<b>660</b>	<b>278</b>	<b>10,870</b>	<b>27.7</b>	<b>635</b>
Federal Government	8	47	0.8	851	61	1,205	3.1	1,217
State Government	30	1,090	17.5	580	112	4,149	10.6	549
Local Government	9	1,084	17.4	548	105	5,516	14.1	573
<b>ALL INDUSTRIES</b>	<b>413</b>	<b>6,236</b>	<b>100.0</b>	<b>504</b>	<b>2,496</b>	<b>39,247</b>	<b>100.0</b>	<b>578</b>
<b>ALL INDUSTRIES - Georgia</b>					<b>276,063</b>	<b>4,029,673</b>		<b>819</b>

Note: \*Denotes confidential data relating to individual employers and cannot be released. These data use the North American Industrial Classification System (NAICS) categories. Average weekly wage is derived by dividing gross payroll dollars paid to all employees - both hourly and salaried - by the average number of employees who had earnings; average earnings are then divided by the number of weeks in a reporting period to obtain weekly figures. Figures in other columns may not sum accurately due to rounding since all figures represent the Annual 2008.

Source: Georgia Department of Labor. These data represent jobs that are covered by unemployment insurance laws.

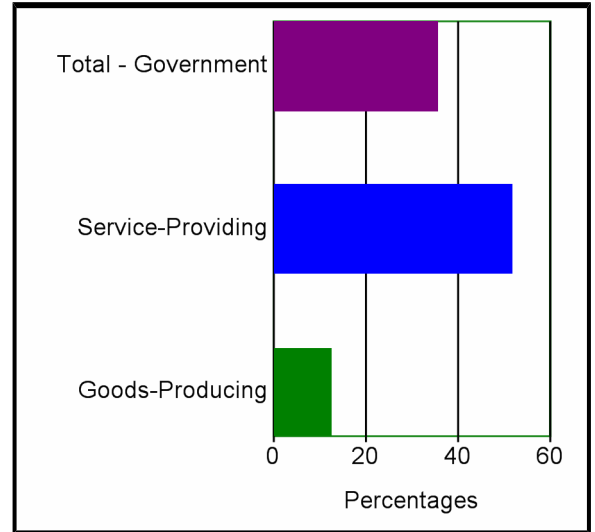
## Dodge Per Capita Income

Source: U.S. Bureau of Economic Analysis



## Dodge Industry Mix 2008

Source: See Industry Mix data on Page 2.



## Top Employers - 2008

### FIVE LARGEST EMPLOYERS

#### Dodge

Altivity Packaging  
Dodge County Hospital  
Dodge State Prison  
Standard Candy Company  
Wal-Mart

Note: Represents employment covered by unemployment insurance excluding all government agencies except correctional institutions, state and local hospitals, state colleges and universities. Data shown for the Third Quarter of 2008. Employers are listed alphabetically by area, not by the number of employees.

Source: Georgia Department of Labor

### TEN LARGEST EMPLOYERS

#### Dodge Area

Employer	COUNTY
Lithonia Lighting	Bleckley
Middle Georgia College	Bleckley
Mohawk Esv Inc	Laurens
Fairview Park Hospital	Laurens
YKK AP America Inc	Laurens
Graham Brothers Construction Co Inc	Laurens
Wal-Mart	Laurens
Flexsteel Industries Inc	Laurens
Taylor Regional Hospital	Pulaski
Electrolux Home Products	Telfair

## Commuting Patterns

### EMPLOYED RESIDENTS OF

#### Dodge

COUNTY WHERE EMPLOYED	NUMBER	PERCENT OF TOTAL
Dodge, GA	4,896	65.8
Bleckley, GA	472	6.3
Telfair, GA	456	6.1
Laurens, GA	369	5.0
Pulaski, GA	266	3.6
Houston, GA	160	2.1
Washington, GA	150	2.0
Bibb, GA	143	1.9
Other	530	7.1
<b>Total Residents:</b>	<b>7,442</b>	<b>100.0</b>

### PERSONS WORKING IN

#### Dodge

COUNTY OF RESIDENCE	NUMBER	PERCENT OF TOTAL
Dodge, GA	4,896	77.5
Laurens, GA	352	5.6
Telfair, GA	288	4.6
Bleckley, GA	220	3.5
Wilcox, GA	99	1.6
Pulaski, GA	77	1.2
Wheeler, GA	64	1.0
Bibb, GA	27	0.4
Other	265	4.2
<b>Total Residents:</b>	<b>6,315</b>	<b>100.0</b>

Note: Other category represents employment from U.S. counties only.

Source: U.S. Census Bureau - 2000 County-To-County Worker Flow Files.

# Education of the Labor Force

## Dodge Area

	PERCENT OF TOTAL	PERCENT DISTRIBUTION BY AGE				
		18-24	25-34	35-44	45-64	65+
Some High School	31.8%	36.9%	20.6%	23.5%	29.1%	53.3%
High School Grad/GED	37.8%	36.6%	41.7%	43.0%	38.9%	26.6%
Some College	19.7%	23.6%	24.3%	22.4%	18.6%	11.1%
College Grad 4 Yr	6.7%	2.8%	9.6%	7.0%	7.1%	5.6%
Post Grad Studies	4.1%	0.1%	3.9%	4.1%	6.3%	3.4%
Totals	100.0%	100.0%	100.0%	100.0%	100.0%	100.0%

Note: Totals are based on the portion of the labor force between ages 18 - 65+. Some College category represents the percentage total of workers with either Some College with no degree or an Associate degree.

Source: U.S. Census Bureau - 2000 Decennial Census.

## High School Graduates - 2008

	PUBLIC SCHOOLS	PRIVATE SCHOOLS	TOTAL
Bleckley	146	0	146
Dodge	198	0	198
Laurens	478	36	514
Pulaski	97	0	97
Telfair	95	0	95
Wheeler	55	0	55
Wilcox	88	0	88
<b>Dodge Area</b>	<b>1,157</b>	<b>36</b>	<b>1,193</b>



Note: Public schools include city as well as county schools systems. Some private schools data were not reported.

Source: Office of Student Achievement; Georgia Independent School Association.

## Colleges and Universities

### Dodge Area

#### Dodge

Georgia Aviation Technical College	<a href="http://www.gavtc.org">http://www.gavtc.org</a>
Mercer Campus (Satellite campus of Mercer University)	<a href="http://www.mercer.edu">http://www.mercer.edu</a>
Georgia Aviation & Technical College	<a href="http://www.gavtc.org">www.gavtc.org</a>
Heart of Georgia Technical College (Technical college servicing area)	<a href="http://www.heartofgatech.edu">www.heartofgatech.edu</a>
Middle Georgia College	<a href="http://www.mgc.edu">www.mgc.edu</a>

#### Laurens

Heart of Georgia Technical College	<a href="http://www.heartofgatech.edu">www.heartofgatech.edu</a>
------------------------------------	--

#### Bleckley

Middle Georgia College	<a href="http://www.mgc.edu">www.mgc.edu</a>
------------------------	--

Note: The colleges and universities listed include public and private institutions. This list is updated periodically as information becomes available.

Source: Integrated Postsecondary Education Data System (IPEDS).

# Technical College Graduates - 2008

PROGRAMS	TOTAL GRADUATES			PERCENT CHANGE	
	2006	2007	2008	2006-2007	2007-2008
Accounting Technology/Technician and Bookkeeping	24	7	8	-70.8	14.3
Administrative Assistant and Secretarial Science, General	30	27	22	-10.0	-18.5
Applied Horticulture/Horticulture Operations, General	3	5	5	66.7	0.0
Automobile/Automotive Mechanics Technology/Technician	8	7	12	-12.5	71.4
Business Administration, Management and Operations, Other	7	13	5	85.7	-61.5
CAD/CADD Drafting and/or Design Technology/Technician	4	3	2	-25.0	-33.3
Carpentry/Carpenter	8	11	7	37.5	-36.4
Child Care and Support Services Management	4	2	1	-50.0	-50.0
Child Care Provider/Assistant	7	2	1	-71.4	-50.0
Computer Installation and Repair Technology/Technician	41	20	22	-51.2	10.0
Computer Systems Networking and Telecommunications	10	14	8	40.0	-42.9
Criminal Justice/Safety Studies	70	71	61	1.4	-14.1
Customer Service Support/Call Center/Teleservice Operation	27	34	16	25.9	-52.9
Data Entry/Microcomputer Applications, General	8	7	4	-12.5	-42.9
Data Processing and Data Processing Technology/Technician	10	7	7	-30.0	0.0
Early Childhood Education and Teaching	32	28	15	-12.5	-46.4
Electrical/Electronics Equipment Installation and Repair, General	23	27	39	17.4	44.4
Electrician	5	2	6	-60.0	200.0
Food Preparation/Professional Cooking/Kitchen Assistant	12	7	9	-41.7	28.6
Heating/AC/Ventilation/Refrig Maint Technology/Technician	18	24	25	33.3	4.2
Heavy Equipment Maintenance Technology/Technician	11	4	1	-63.6	-75.0
Industrial Mechanics and Maintenance Technology	3	5	9	66.7	80.0
Licensed Practical/Vocational Nurse Training	53	37	36	-30.2	-2.7
Machine Shop Technology/Assistant	5	6	5	20.0	-16.7
Medical Insurance Coding Specialist/Coder	19	8	8	-57.9	0.0
Medical/Clinical Assistant	13	8	12	-38.5	50.0
Nurse/Nursing Assistant/Aide and Patient Care Assistant	90	79	63	-12.2	-20.3
Pharmacy Technician/Assistant	11	12	9	9.1	-25.0
Radiologic Technology/Science - Radiographer	20	17	16	-15.0	-5.9
Respiratory Care Therapy/Therapist	6	17	9	183.3	-47.1
Teacher Assistant/Aide	7	2	2	-71.4	0.0
Truck and Bus Driver/Commercial Vehicle Operation	99	112	98	13.1	-12.5
Welding Technology/Welder	14	18	10	28.6	-44.4

Definition: All graduates except those listed as technical certificates are diploma and degree graduates. Diploma and degree programs are one to two years in length. Technical certificates are less than a year in length.

Source: Integrated Postsecondary Education Data System

Note - The data shown is from Heart of Georgia Technical College

# Occupational Profile for Residents of Dodge County

	Dodge		Dodge Area	
	NUMBER	PERCENT	NUMBER	PERCENT
Total Civilian Labor Force	8,083	100.0	47,386	100.0
Management, Business and Financial Workers	568	7.0	3,556	7.5
Science, Engineering and Computer Professionals	95	1.2	534	1.1
Healthcare Practitioner Professionals	305	3.8	1,406	3.0
Other Professional Workers	700	8.7	4,028	8.5
Technicians	220	2.7	1,463	3.1
Sales Workers	629	7.8	4,070	8.6
Administrative Support Workers	1,157	14.3	6,220	13.1
Construction and Extractive Craft Workers	463	5.7	2,659	5.6
Installation, Maintenance and Repair Craft Workers	509	6.3	3,028	6.4
Production Operative Workers	1,129	14.0	6,723	14.2
Transportation and Material Moving Operative Workers	489	6.1	3,045	6.4
Laborers and Helpers	478	5.9	2,921	6.2
Protective Service Workers	395	4.9	1,731	3.7
Service Workers, except Protective	871	10.8	5,483	11.6
Unemployed, No Civilian Work Experience Since 1995	75	0.9	519	1.1

Source: U.S. Census Bureau - 2000 Decennial Census.(EEO Data Tools)

## Active Applicants - Georgia Department of Labor

	TOTAL	Prof., Tech. and Mangerial	Clerical and Sales	Service	Agr., Forestry and Fishing	Processing	Machine Trades	Bench- Work	Structural Work	Misc.
Dodge	1,134	25	149	146	08	12	25	47	106	616
Bleckley	468	22	48	55	02	6	13	33	44	245
Laurens	2,809	136	333	457	16	18	116	119	209	1,405
Pulaski	334	18	35	35	04	18	11	12	23	178
Telfair	588	18	51	55	05	12	21	20	71	335
Wheeler	244	10	21	28	01	2	11	11	30	130
Wilcox	390	13	31	41	05	12	17	25	44	202
<b>Total Area</b>	<b>5,967</b>	<b>242</b>	<b>668</b>	<b>817</b>	<b>41</b>	<b>80</b>	<b>214</b>	<b>267</b>	<b>527</b>	<b>3,111</b>

Note: For current applicant data available for a specific occupation, contact the nearest Georgia Department of Labor Career Center.

Source: Georgia Department of Labor (active applicants as of May 2009).

## Georgia Department of Labor Location(s)

### Career Center(s)

5016 Park Way  
Eastman GA 31023

**Phone:** (478) 374 - 6994      **Fax:** (478) 374 - 6996

### Rehabilitation Center(s)

117 College Street  
P. O. Box 147  
Eastman, GA 31023-0147

**Phone:** (478) 374 - 6841

For copies of Area Labor Profiles, please visit our website at: [www.dol.state.ga.us](http://www.dol.state.ga.us) or contact Workforce Information and Analysis, Georgia Department of Labor, 148 Andrew Young International Blvd N.E. Atlanta, GA. 30303-1751. Phone: 404-232-3875; Fax:404-232-3888 or Email us at [workforce\\_info@dol.state.ga.us](mailto:workforce_info@dol.state.ga.us)